


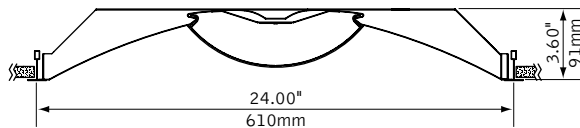
Amica® 2x4

LED



lens detail

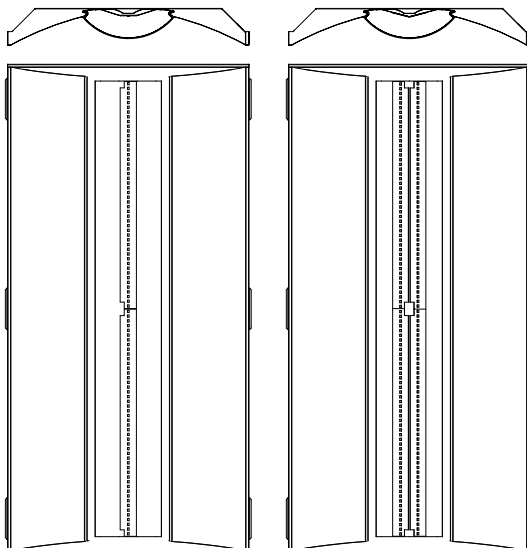
DIMENSIONAL DATA



led options

Standard

High Efficiency



2 LED boards

4 LED boards

FEATURES

Architectural recessed LED luminaire.

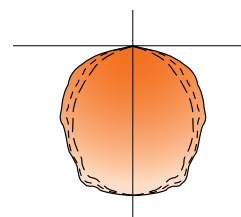
Sweeping curves and classic lines complement architecture.

Amica's center ribbed diffuser masks LED brightness and image to create even illumination.

Amica features a shallow 3.6" housing depth which flies under the radar of most plenum obstructions.

PoE compatible: Integrates with Power over Ethernet lighting systems via standard, low-voltage wires.

PERFORMANCE



PRODUCT OVERVIEW

Lumen Output: 4000-6000lm

Wattage: 37-54W

LPW: 102-118

SDCM: 3

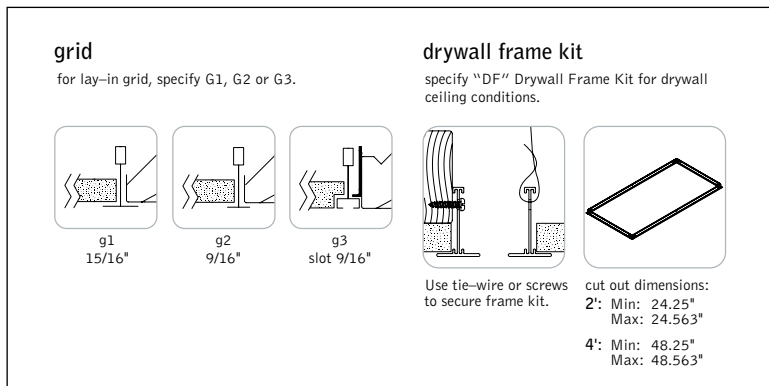
High Performance
5000 Lumens (5000LH)

Delivered Lumens: 5000lm

Total System Watts: 44W

Photometric performance is measured in accordance with IESNA LM-79. Visit focalpointlights.com for complete photometric data.

MOUNTING INFORMATION



SPECIFICATIONS

LED System

Proprietary linear LED module incorporates premium LEDs on a robust platform to achieve excellent thermal management. LEDs are placed to promote a uniform appearance. Available in 3000K, 3500K or 4000K with CRI>80, 3 SDCM. 0-10V dimming driver standard. LED modules and drivers are replaceable from below.

Construction

One piece 20 Ga. steel reflector and housing. Side access 20 Ga. steel driver compartment. Positional brackets supplied as standard. Unit weight: 25 lbs.

Optic

20 Ga. steel reflectors finished in matte satin white powder coat. .095" thick frosted white acrylic lamp diffusers with linear micro-prism pattern.

Electrical

Standard 120-277V driver includes 0-10V analog dimming. Power factor > .9. Optional EcoSystem dimming drivers from Lutron available. PoE compatible: Integrates with Power over Ethernet lighting systems via standard, low-voltage wires.

Emergency Battery

Bodine BSL310-CAN. Emergency output—10 watts for 90 minutes. Grid and Drywall Frame kit mounting only.

Labels

UL and cUL Listed. Suitable for Dry or Damp Locations, indoor use only.

Finish

Polyester powder coat applied over a 5-stage pre-treatment. Optional Matte Satin White with anti-microbial coating provides 99.99% protection against a broad spectrum of micro-organisms.

Lumen Maintenance

Reported: L90 at >61,000 hours Calculated: L90 at 114,000 hours
Derived from EPA TM-21 calculator. Based on typical conditions, consult factory for additional data.

Reliability

At Focal Point, our products are designed to stand the test of time. Each luminaire is engineered using superior components, manufactured with the utmost care and rigorously tested. Contact us for reliability data.

Warranty

LED system rated for operation in ambient environments up to 25°C. 5-year limited warranty.

PERFORMANCE CHART

	Delivered Lumens	Tested System Watts	LPW
4000 Lumens	4000L	37	108
	4000LH	34	118
4500 Lumens	4500L	43	105
	4500LH	39	115
5000 Lumens	5000L	48	104
	5000LH	44	114
5500 Lumens	5500L	54	102
	5500LH	48	115
6000 Lumens	6000LH	54	111

Lumen output may vary +/- 5%. Actual wattage may vary +/- 5%

ORDERING

Luminaire Series	FAML	FAML
Amica LED	FAML	
Nominal Size	24	24
2' x 4'	24	
Shielding	ACR	ACR
Radial Acrylic Diffuser	ACR	
Lumen Output		
Standard		
4000 Lumens	4000L	
4500 Lumens	4500L	
5000 Lumens	5000L	
5500 Lumens	5500L	
High Efficiency		
4000 Lumens	4000LH	
4500 Lumens	4500LH	
5000 Lumens	5000LH	
5500 Lumens	5500LH	
6000 Lumens	6000LH	
Color Temperature		
3000K, 80+ CRI	30K	
3500K, 80+ CRI	35K	
4000K, 80+CRI	40K	
Circuit	1C	1C
Single Circuit	1C	
Voltage		
120 Volt	120	
277 Volt	277	
UNV Volt	UNV	
Low Voltage	LV	
Control System & Dimming Level		
0-10V - 1% Dimming	L11	
0-10V - 10% Dimming	LD1	
5000 Lumens and higher: (2) drivers supplied, (2) EcoSystem addresses consumed		
Low Voltage, PoE compatible (No driver. Not available with EM or EC. LV Voltage only)	LVN	
Step Dimming (Grid and drywall mounting only)	SD5	
DALI - 1% Dimming (Consult factory)	D11	
Mounting		
24" Aircraft Cable	C24	
48" Aircraft Cable	C48	
96" Aircraft Cable	C96	
15/16" Grid	G1	
9/16" Grid	G2	
9/16" Slot Tee	G3	
Drywall Frame Kit (Cut out dimensions: Min: 24.25"/Max: 24.563" Min: 48.25"/Max: 48.563")	F	
Surface Mount	SM	
Factory Options		
Air Return (Overall height for luminaire with Air Return is 4.25")	AR	
Chicago Plenum	CP	
Emergency Battery Pack with Integral Test Switch	EM	
6' New York City Flex Whip	FNY	
6' Flex Whip	FW	
Finish		
Matte Satin White	WH	
Matte Satin White with Anti-Microbial Coating	WHA	



Options in orange qualify for the Quickship program. 5-day up to 100 pieces, 10-day up to 300 pieces. Refer to Quickship Guide for complete details.