

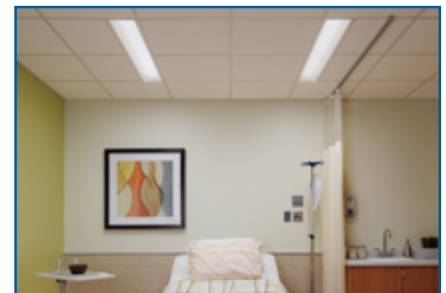


APOLLO 8 LED

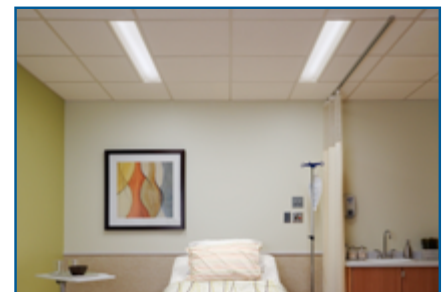
Ambient + Exam (FMA8LE)

Designed to address clinical needs for simple procedures or complex operations by delivering general and direct illumination onto patient beds. Its asymmetric beam distribution provides healthcare professionals shadow-free illumination during examinations while minimizing disruption to others in the room.

- Two functions: exam and ambient illumination
- Ideal for laboratories, diagnostic, and examinations areas
- Custom Curbell dimmable low voltage controller (LVC) used for LVC options
- LVC dimming modes offered: on/off, step, and smooth
- Asymmetric distribution in exam function
- Total delivered lumen output range 10300Lm - 13000Lm in exam function
- Available in several color temperatures with 80 and 90 CRI offered as standard
- Average LPW > 100 for both 80 and 90 CRI
- Available as tandem luminaires only
- Meets the IES RP-29-16 requirements for general and exam illumination levels in patient and examination rooms



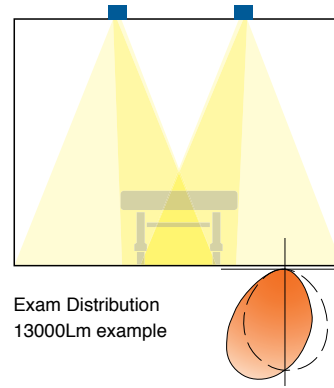
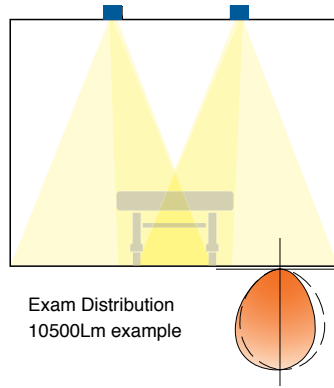
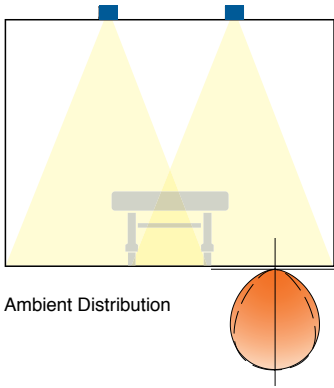
AMBIENT



EXAM

APOLLO 8 LED

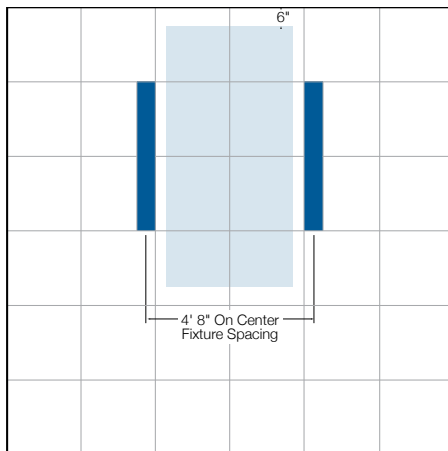
Ambient + Exam (FMA8LE)



Photometric curves depict a single luminaire.

IDEAL PATIENT ROOM

12' x 12' Room | 9' Ceiling
3' 5" x 7' Bed Spaced 6" from wall
4' 8" On Center Fixture Spacing



PATIENT BED ILLUMINANCE (80 & 90 CRI)

Ceiling Height	Total Patient Bed Pair Lumen Output	Average Footcandles on Patient Bed	
		Ambient Function	Exam Function
9'	10300	20	75
	10400	30	75
	10500	40	75
	11000	20	88
	12000	30	100
	13000	40	100

PATIENT ROOM AMBIENT ILLUMINANCE (80 & 90 CRI)

Ceiling Height	Total Patient Bed Pair Ambient Lumen Output	Average Footcandles in Patient Room
9'	2800	14
	4300	21
	5700	28