


Nivo[®] 2x2

LED



Flush



1"




3"




5"



7"



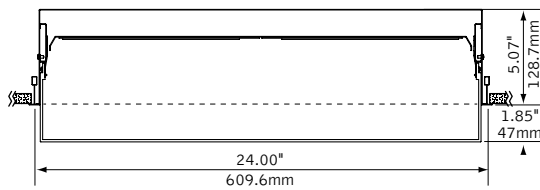
2" - 7"
hollow diffuser



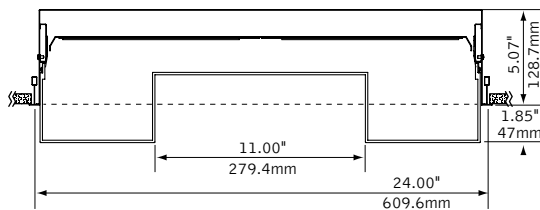
Nivo[®] Acoustic
companions

DIMENSIONAL DATA

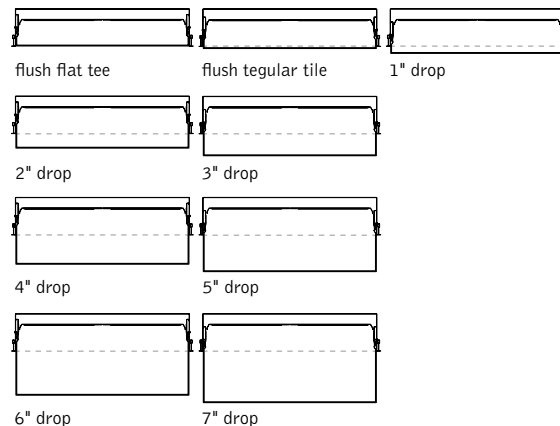
2" Drop -Solid Diffuser



2" Drop -Hollow Diffuser



shielding options



FEATURES

Architectural recessed LED luminaire with decorative flush or drop diffusers.

Square LED panels evenly backlight a formed frosted acrylic lens, creating a soft and pleasant glow.

The flush diffuser mimics a ceiling tile, aligning with flat or tegular panels.

Specify the Solid drop diffuser up to 7" down from the ceiling in 1" increments or the Hollow drop diffuser from 2" to 7" below the ceiling.

Preferred Light: Lighting for better color rendition and human preference.

Pair with Nivo[™] Acoustic to create a ceiling system that delivers optimal illumination and helps control noise levels.

PoE compatible: Integrates with Power over Ethernet lighting systems via standard, low-voltage wires.

PERFORMANCE

2000 Lumens

Delivered Lumens: 2000lm

Total System Watts: 24W

Photometric performance is measured in accordance with IESNA LM-79. Visit focalpointlights.com for complete photometric data.

PRODUCT OVERVIEW

Lumen Output: 1000-4000lm

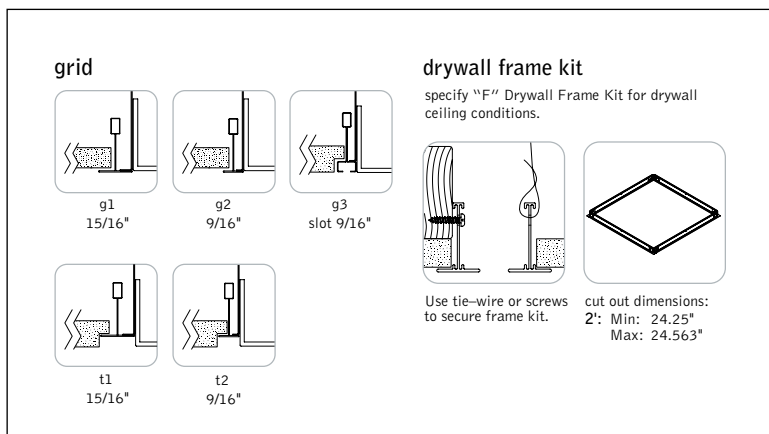
Wattage: 11-50W

LPW: 80-92

SDCM: 3

Reported Lumen Maintenance: L70 @ >60,000hrs

MOUNTING INFORMATION



SPECIFICATIONS

LED System

Proprietary linear LED module incorporates premium LEDs on a robust platform to achieve excellent thermal management. LEDs are placed to promote a uniform appearance. Available in 3000K, 3500K or 4000K with CRI>80. 0-10V dimming driver standard. LED modules and drivers are replaceable from below. Color accuracy <3 SDCM.

Construction

One piece 20 Ga. steel housing. Bottom access 20 Ga. steel driver compartment. Positional brackets supplied as standard. Weight: 23 lbs.

Optic

.125" thick formed frosted acrylic diffuser.

Electrical

Standard 120-277V driver includes 0-10V analog dimming, 100% - 10% range. Power factor > .9. Optional EcoSystem dimming drivers from Lutron available. PoE compatible: Integrates with Power over Ethernet lighting systems via standard, low-voltage wires.

Emergency Battery

Bodine BSL310-CAN. Emergency output—10 watts for 90 minutes. Maximum mounting height: 18ft

Labels

UL and cUL listed. Suitable for Dry or Damp Locations, indoor use only.

Finish

Polyester powder coat applied over a multi-stage pre-treatment.

Lumen Maintenance

Calculated: L70 at 128,000 hours Reported: L70 at >60,000 hours
Derived from EPA TM-21 calculator based on 10,000 hours of test data.

Reliability

At Focal Point, our products are designed to stand the test of time. Each luminaire is engineered using superior components, manufactured with the utmost care and rigorously tested. Contact us for reliability data.

Lifetime and warranty

LED system rated for operation in ambient environments up to 25°C. 5-year limited warranty.

PERFORMANCE CHART

Shielding	Delivered Lumens	System Watts	LPW
Flush	1000	11	92
	1500	18	84
	2000	24	83
	2500	30	83
	3000	37	82
	3500	44	80
	4000	50	80

*Based on 3000K. Lumen output may vary +/- 5%. Actual wattage may vary +/- 5%. Preferred Light lumen multiplier = 0.65.

ORDERING

Luminaire Series	FNVL	FNVL
Nivo	FNVL	
Nominal Size		22
2' x 2'	22	
Shielding		
0" - Flush with tile, Solid Diffuser	ACZ	
1" Drop - Solid Diffuser	AC1	
2" Drop - Solid Diffuser	AC2	
2" Drop - Hollow Diffuser	AX2	
3" Drop - Solid Diffuser	AC3	
3" Drop - Hollow Diffuser	AX3	
4" Drop - Solid Diffuser	AC4	
4" Drop - Hollow Diffuser	AX4	
5" Drop - Solid Diffuser	AC5	
5" Drop - Hollow Diffuser	AX5	
6" Drop - Solid Diffuser	AC6	
6" Drop - Hollow Diffuser	AX6	
7" Drop - Solid Diffuser	AC7	
7" Drop - Hollow Diffuser	AX7	
Lumen Output		
1000 Lumens	1000L	
1500 Lumens	1500L	
2000 Lumens	2000L	
2500 Lumens	2500L	
3000 Lumens	3000L	
3500 Lumens	3500L	
4000 Lumens	4000L	
Color Temperature		
3000K	30K	
3500K	35K	
4000K	40K	
Circuit		1C
Single Circuit	1C	
Voltage		
120/277 Volt	UNV	
Low Voltage	LV	
Driver		
0-10V - 10% Dimming	LD1	
Low Voltage, PoE compatible	LVN	
<small>(No driver. Not available with EM or EC. LV Voltage only)</small>		
Lutron Hi-Lume EcoSystem (LDE1) - 1% Dimming	LH1	
Mounting		
15/16" Layin	G1	
9/16" Layin	G2	
9/16" Slot Tee Tegular	G3	
15/16" Tegular	T1	
9/16" Tegular	T2	
Drywall Frame Kit	F	
<small>(Cut out dimensions: Min: 24.25"/Max: 24.563")</small>		
Factory Options		
Chicago Plenum	CP	
Emergency Battery	EM	
6' New York City Flex Whip (120V)	FNY1	
6' New York City Flex Whip (277V)	FNY2	
6' Flex Whip	FW	
Finish		WH
Matte Satin White	WH	