

Ballast Wiring Guide

STANDARD LAYOUTS FOR DEFAULT BALLASTS

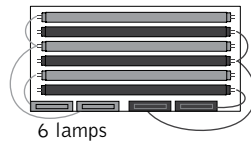
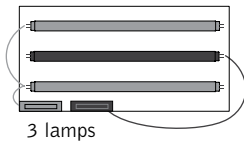
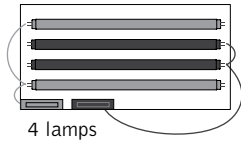
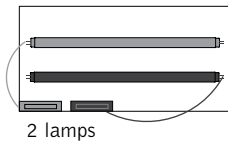


FOCAL POINT®

■ 'A' CIRCUIT

■ 'B' CIRCUIT

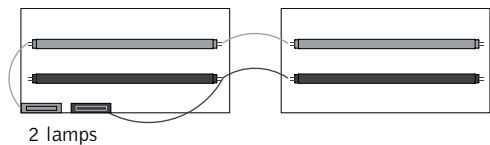
SEPARATE CIRCUIT (SC) — An inboard/outboard or left/right configuration



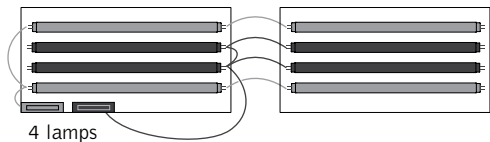
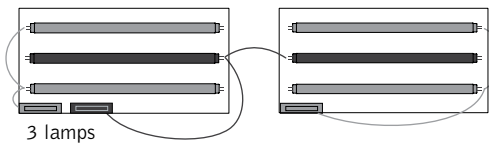
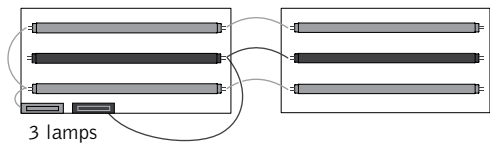
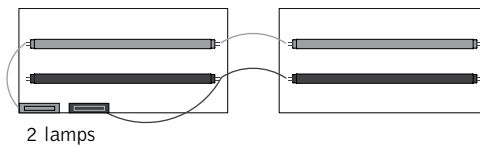
Note: For non-parallel lamp positions such as Metro Pendant, Sky and Skydome families, please consult factory for wiring options

SEPARATE CIRCUIT TANDEM (SCT) — An inboard/outboard or left/right tandem configuration

1 - 4-LAMP BALLASTS (T8)



1 & 2-LAMP BALLASTS (T5/T5HO)



Notes: Ballast quantity and location may differ from that shown based on type and availability.
 Not recommended for dimming or energy saving lamp applications, consult factory for additional information.
 Standard whip length is 9', 11' option available. Due to ballasts' maximum lamp lead length requirements, actual lengths available may vary.

Ballast Wiring Guide

STANDARD LAYOUTS FOR DEFAULT BALLASTS

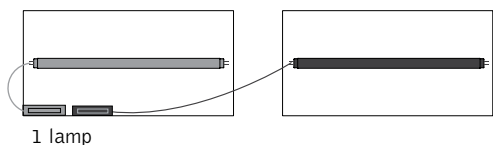


FOCAL POINT®

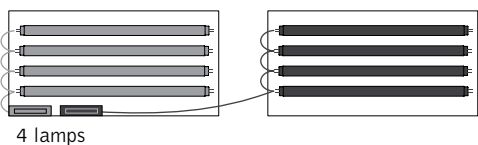
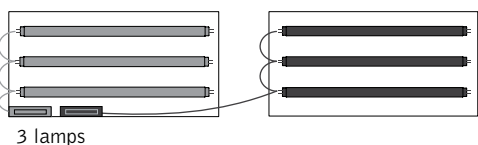
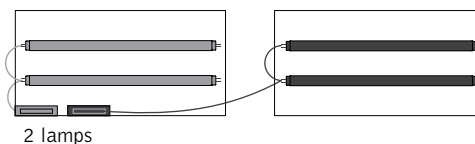
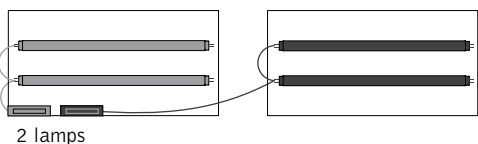
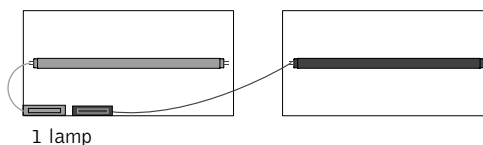
■ 'A' CIRCUIT
 ■ 'B' CIRCUIT

LABOR SAVING MASTER SATELLITE (LS) — A master satellite configuration with separately controlled luminaires

1 - 4-LAMP BALLASTS (T8)

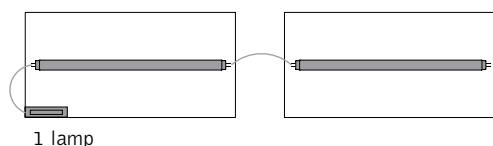


1 & 2-LAMP BALLASTS (T5/T5HO)

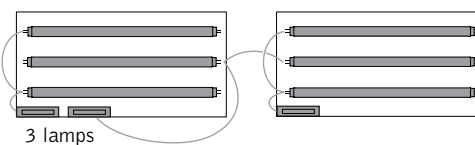
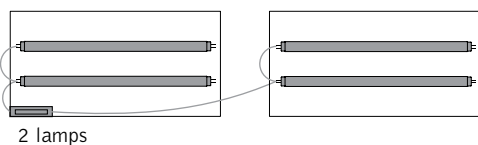
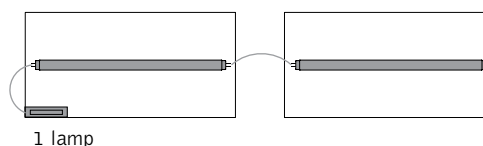


BALLAST SAVING TANDEM (BST) — A single circuit master/satellite configuration to reduce ballast quantity

1 - 4-LAMP BALLASTS (T8)



1 & 2-LAMP BALLASTS (T5/T5HO)



Notes: Ballast quantity and location may differ from that shown based on type and availability.
 Not recommended for dimming or energy saving lamp applications, consult factory for additional information.
 Standard whip length is 9', 11' option available. Due to ballasts' maximum lamp lead length requirements, actual lengths available may vary.