



# Amica™ 2 1x2

LED

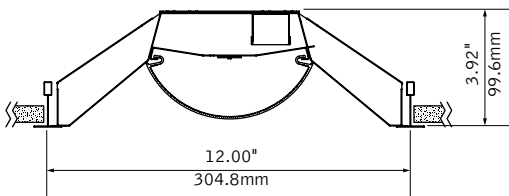


lens detail

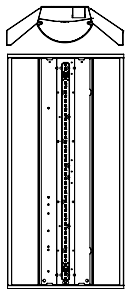


air return

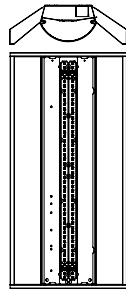
## DIMENSIONAL DATA



### led options



Standard  
(1 LED Board)



High Efficiency  
(2 LED Boards)

## FEATURES

Architectural recessed LED luminaire with classic lines to complement architecture.

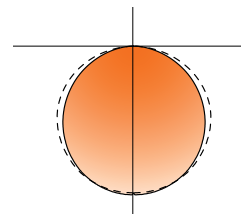
Center ribbed diffuser masks LED brightness to create even illumination.

3.9" housing depth ideal for shallow plenum applications.

Access from below the ceiling for easy maintenance.

Connected Solutions: Integrates with wired and wireless building control systems.

## PERFORMANCE



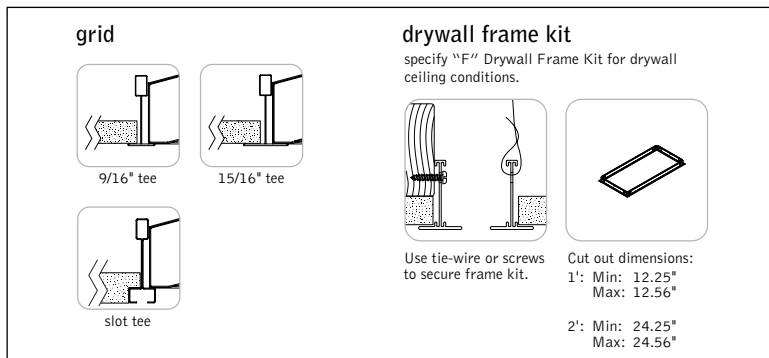
### PRODUCT OVERVIEW

Lumen Output:	2000-5000lm
Wattage:	14-42
LPW:	113-132
SDCM:	3

High Performance  
2500 Lumens (2500LH)  
**Delivered Lumens: 2500lm**  
**Total System Watts: 18W**

Photometric performance is measured in accordance with IESNA LM-79. Visit [focalpointlights.com](http://focalpointlights.com) for complete photometric data. Visit [designlights.org/OPL](http://designlights.org/OPL) for model specifics.

**MOUNTING INFORMATION**



**SPECIFICATIONS**

**LED System**

LED module incorporates premium LEDs on a robust platform to achieve excellent thermal management. LEDs are placed to promote a uniform appearance. Available in 3000K, 3500K or 4000K with CRI>80, 3 SDCM. LED modules and drivers are replaceable from below.

**Construction**

One piece 24 Ga. steel reflector and housing. Bottom access 24 Ga. steel driver compartment. Top access plate for electrical connection. Positional brackets supplied as standard. Unit weight: 6.6 lbs.

**Optic**

24 Ga. steel reflectors finished in matte satin white powder coat. .084" thick frosted white acrylic diffuser with linear micro-prism pattern.

**Electrical**

Standard 120-277V driver includes 0-10V analog dimming. Power factor > .9. LD1 not Right Light as standard, consult factory.

**Emergency Battery**

Emergency output—10 watts for 90 minutes. Maximum mounting height: 19.9ft

**Labels**

UL and cUL Listed. Suitable for Dry or Damp Locations, indoor use only.

**Finish**

Polyester powder coat applied over a multi-stage pre-treatment.

**Lumen Maintenance**

Reported: L70 at >72,000 hours      Calculated: L70 at 115,000 hours  
L80 at >72,000 hours      L80 at 75,000 hours  
(Derived from EPA TM-21 calculator. Based on typical conditions, consult factory for additional data.)

**Reliability**

At Focal Point, our products are designed to stand the test of time. Each luminaire is engineered using superior components, manufactured with the utmost care and rigorously tested. Contact us for reliability data.

**Warranty**

LED system rated for operation in ambient environments up to 25°C. 5 year limited warranty.

**PERFORMANCE CHART**

Delivered Lumens		Tested System Watts	LPW
2000 Lumens	2000L	15	131
	2000LH	14	132
2500 Lumens	2500L	19	125
	2500LH	18	125
3000 Lumens	3000L	23	122
	3000LH	23	123
3500 Lumens	3500L	27	119
	3500LH	27	120
4000 Lumens	4000L	31	117
	4000LH	32	118
4500 Lumens	4500LH	37	116
	5000 Lumens	42	113

Based on 3500K. \*Lumen output may vary +/- 8%. Actual wattage may vary +/- 5%

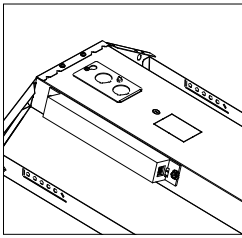
**ORDERING**

<b>Luminaire Series</b>	<b>FAM2</b>
Amica 2	FAM2
<b>Nominal Size</b>	<b>12</b>
1' x 2'	12
<b>Shielding</b>	<b>ACR</b>
Ribbed Acrylic Diffuser	ACR
<b>Lumen Output</b>	
Standard (1 LED Board)	
2000 Lumens	2000L
2500 Lumens	2500L
3000 Lumens	3000L
3500 Lumens	3500L
4000 Lumens	4000L
High Efficiency (2 LED Boards)	
2000 Lumens	2000LH
2500 Lumens	2500LH
3000 Lumens	3000LH
3500 Lumens	3500LH
4000 Lumens	4000LH
4500 Lumens	4500LH
5000 Lumens	5000LH
<b>Color Temperature</b>	
3000K	30K
3500K	35K
4000K	40K
(Consult factory for additional CCT and CRI options)	
<b>Circuit</b>	<b>1C</b>
Single Circuit	1C
<b>Voltage</b>	
120/277 UNV Volt	UNV
347 Volt	347
(LD1 & CLM1 only. Not available with EM.)	
<b>Control System &amp; Dimming Level</b>	
0-10V - 1% Dimming	L11
0-10V - 10% Dimming	LD1
(Not Right Light as standard, consult factory)	
Lutron Hi-Lume EcoSystem (LDE1) - 1% Dimming	LH1
Lutron 5-Series EcoSystem (LDE5) - 5% Dimming	LU5
Step Dimming	SD5
DALI 1% Dimming	D11
Acuity nLight® - 1% Dimming	NLT1
(Not available with Chicago Plenum. Recessed grid & drywall frame kit mounting only.)	
Enlighted Smart Sensor - 5% Dimming	ENL5
Osram Connected Lighting Module - 1% Dimming	CLM1
(Compatible with Daintree Networks & Osram ENCELUM and ENCELUM EDGE systems)	
Wattstopper® DLM - 1% Dimming	DLM1
(Recessed grid & drywall frame kit mounting only)	
<b>Mounting</b>	
Grid	G
Drywall Frame Kit	F
(Cut out dimensions: Min: 12.25"/Max: 12.56" Min: 24.25"/Max: 24.56")	
Surface Mount	SM
24" Aircraft Cable	C24
48" Aircraft Cable	C48
96" Aircraft Cable	C96
<b>Factory Options</b>	
Air Return	AR
(Overall height for luminaire with Air Return is 4.4")	
Chicago Plenum	CP
Emergency Battery Pack with Integral Test Switch	EM
6' New York City Flex Whip (120V)	FNY1
6' New York City Flex Whip (277V)	FNY2
6' Flex Whip	FW
<b>Finish</b>	<b>WH</b>
Matte Satin White	WH



Options in orange qualify for the Quickship program. 5-day up to 100 pieces, 10-day up to 300 pieces. Refer to Quickship Guide for complete details.

Focal Point provides flexibility in meeting the needs of each project by integrating with several building lighting control systems. A variety of sensors, drivers and other components can be specified that allow the luminaires to communicate with wired and wireless networks. All zoning can be digitally reconfigured through the application software. Daylight harvesting, occupancy sensing, integration with HVAC systems, and individual controls enable the monitoring and modulating of light levels and temperature in order to save energy, reduce costs and maximize occupants' comfort. All Connected Solutions luminaires require a compatible building control system.†



nLight® provides a two-way wired digital lighting system allowing for on/off and dimming functionality, occupancy sensing, and multi-zone daylight harvesting.

Acuity nLight - 1% Dimming (NLT1)  
Acuity Model #nEPS-60-IO



CAT-5 Cable provided by others. Serial labels will be provided on outside of luminaires and control unit.



Enlighted smart sensor allows for occupancy sensing, daylight harvesting, energy usage, temperature and light level control. Communicates wirelessly with the Enlighted network.

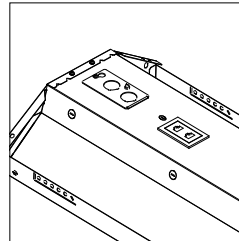
Enlighted Smart Sensor - 5% Dimming (ENL5)  
Enlighted Model #CS-D2



Connected Lighting Module (CLM) enables each luminaire to be independently controlled and configured. Communicates wirelessly with Daintree Networks®, Osram ENCELIUM®, Osram ENCELIUM EDGE™, and other networks using the ZigBee® HA communication protocol to allow for on/off and dimming functionality, occupancy sensing and multi-zone daylight harvesting.

Osram CLM - 1% Dimming (CLM1)  
Osram Model #ZBHA-CLM DIM

Serial labels will be provided on outside of luminaires and control unit.

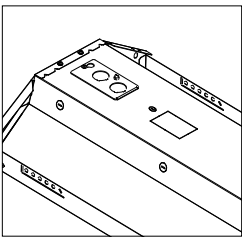


A Digital Lighting Management (DLM) system that provides two-way wired communication between networked luminaires and control system to allow for on/off and dimming functionality, occupancy sensing and multi-zone daylight harvesting.

Wattstopper DLM - 1% Dimming (DLM1)  
Wattstopper Model #LMFC-011

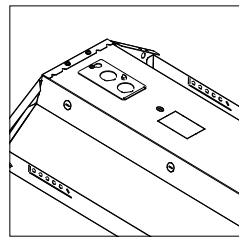


CAT-5 Cable provided by others. Serial labels will be provided on outside of luminaires and control unit.



A two-way digital network that enables on/off and dimming functionality, occupancy sensing, and multi-zone daylight harvesting working with Quantum®, Energi Savr Node™, and Energi TriPak® using EcoSystem® communication protocol.

Lutron Hi-Lume EcoSystem - 1% Dimming (LH1)  
Lutron Model #LDE1  
Lutron 5-Series EcoSystem - 5% Dimming (LU5)  
Lutron Model #LDE5



A two-way digital network that enables on/off and dimming functionality, occupancy sensing, and multi-zone daylight harvesting. Communicates with Züm wireless and SpaceBuilder working with Züm hub scheduling or FUSION management.

DALI - 1% Dimming (D11)  
0-10V - 1% Dimming (L11)

Note: 0-10V is not a digital network but is compatible with Creston Züm™ system.

## CONNECTED SOLUTIONS DETAILS

Connected Solution	Model #	Protocol	Compatible Networks*	Occupancy	Daylight	Temperature Reporting	Communication to Luminaire	Drivers
Acuity nLight (NLT1)	nEPS-60-IO**	nLight	nLight	Enabled	Enabled	No	Wired	<b>eldoLED ECOdrive</b> , eldoLED SOLOdrive
Crestron (D11, L11)	Specified Driver	DALI 0-10V	Crestron Züm Wireless & SpaceBuilder	Enabled	Enabled	No	Wired	<b>eldoLED ECOdrive (DALI)</b> , <b>Philips Xitanium (0-10V)</b>
Enlighted Smart Sensor (ENL5)	CS-D2**	Enlighted RF	Enlighted	Integrated	Integrated	Yes	Wireless	<b>Philips Xitanium SR</b>
Legrand Wattstopper DLM (DLM1)	LMFC-011**	DLM	DLM	Enabled	Enabled	No	Wired	<b>Philips SimpleSet</b> , Osram Optotronic
Lutron EcoSystem (LH1 & LU5)	LDE1,** LDE5**	EcoSystem	Quantum, Energi Savr Node, Energi TriPak	Enabled	Enabled	No	Wired	<b>Lutron Hi-Lume</b> <b>Lutron 5-Series</b>
Osram CLM (CLM1)	ZBHA-CLM**	ZigBee HA	Osram ENCELIUM & ENCELIUM EDGE, Daintree Networks	Enabled	Enabled	No	Wireless	<b>Osram Optotronic</b>

\*Not all compatible networks may be listed. \*\*For performance data and additional control system details please visit the connected solutions manufacturer websites. Primary drivers are listed in bold. To specify a particular driver please consult factory. †Controls systems supplied by others.