



Amica™ 2 2x4

LED

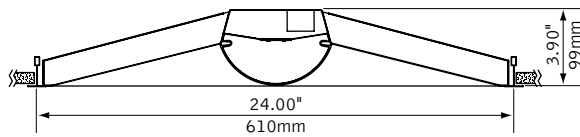


lens detail

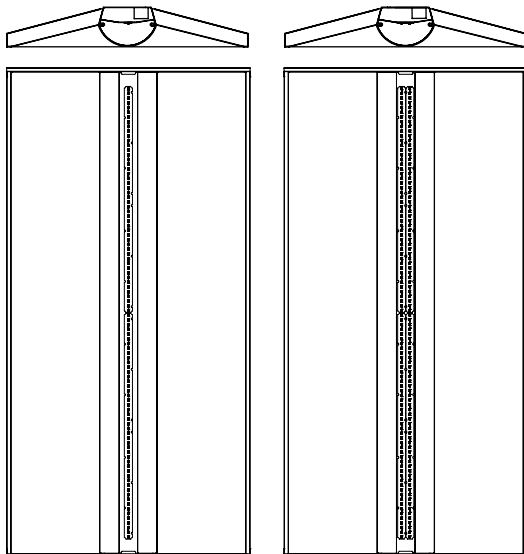


air return

DIMENSIONAL DATA



led options



Standard (2 LED Boards)

High Efficiency (4 LED Boards)

FEATURES

Architectural recessed LED luminaire with classic lines to complement architecture.

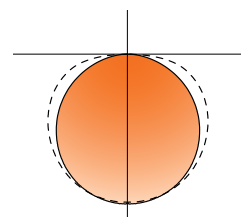
Center ribbed diffuser masks LED brightness to create even illumination.

3.9" housing depth ideal for shallow plenum applications.

Access from below the ceiling for easy maintenance.

Connected Solutions: Integrates with wired and wireless building lighting control systems.

PERFORMANCE



PRODUCT OVERVIEW

Lumen Output:	4000-8000lm
Wattage:	30-67
LPW:	121-140
SDCM:	3

High Performance
4000 Lumens (4000LH)
Delivered Lumens: 4000lm
Total System Watts: 30W

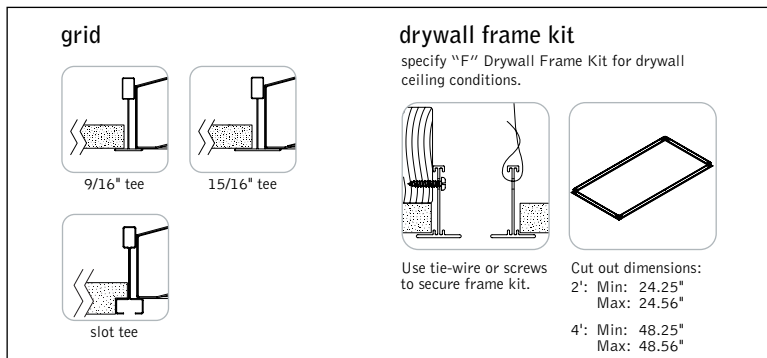


Photometric performance is measured in accordance with IESNA LM-79. Visit focalpointlights.com for complete photometric data. Visit designlights.org/OPL for model specifics.

fixture:

project:

MOUNTING INFORMATION



SPECIFICATIONS

LED System

LED module incorporates premium LEDs on a robust platform to achieve excellent thermal management. LEDs are placed to promote a uniform appearance. Available in 3000K, 3500K or 4000K with CRI>80, 3 SDCM. LED modules and drivers are replaceable from below.

Construction

One piece 24 Ga. steel reflector and housing. Bottom access 24 Ga. steel driver compartment. Top access plate for electrical connection. Positional brackets supplied as standard. Unit weight: 16 lbs.

Optic

24 Ga. steel reflectors finished in matte satin white powder coat. .084" thick frosted white acrylic diffuser with linear micro-prism pattern.

Electrical

Standard 120-277V driver includes 0-10V analog dimming. Power factor > .9. LD1 not Right Light as standard, consult factory.

Emergency Battery

Emergency output—10 watts for 90 minutes. Maximum mounting height: 22.5ft.

Labels

UL and cUL Listed. Suitable for Dry or Damp Locations, indoor use only.

Finish

Polyester powder coat applied over a multi-stage pre-treatment.

Lumen Maintenance

Reported: L70 at >72,000 hours Calculated: L70 at 114,000 hours
 L80 at >72,000 hours L80 at 73,000 hours
 Derived from EPA TM-21 calculator. Based on typical conditions, consult factory for additional data.

Reliability

At Focal Point, our products are designed to stand the test of time. Each luminaire is engineered using superior components, manufactured with the utmost care and rigorously tested. Contact us for reliability data.

Warranty

LED system rated for operation in ambient environments up to 25°C. 5-year limited warranty.

PERFORMANCE CHART

	Delivered Lumens	Tested System Watts	LPW
4000 Lumens	4000L	32	127
	4000LH	30	140
4500 Lumens	4500L	35	128
	4500LH	34	139
5000 Lumens	5000L	39	129
	5000LH	38	136
5500 Lumens	5500L	43	127
	5500LH	42	134
6000 Lumens	6000L	49	125
	6000LH	46	133
6500 Lumens	6500L	55	123
	6500LH	51	132
7000 Lumens	7000L	60	122
	7000LH	55	132
7500 Lumens	7500L	67	121
	7500LH	60	131
8000 Lumens	8000L	64	131
	8000LH	64	131

Based on 3500K. *Lumen output may vary +/- 8%. Actual wattage may vary +/- 5%. Focal Point LLC reserves the right to change specifications for product improvement without notification.

ORDERING

Luminaire Series

Amica 2 FAM2

Nominal Size

2' x 4' 24

Shielding

Ribbed Acrylic Diffuser ACR

Lumen Output

Standard (2 LED Boards)

4000 Lumens	4000L
4500 Lumens	4500L
5000 Lumens	5000L
5500 Lumens	5500L
6000 Lumens	6000L
6500 Lumens	6500L
7000 Lumens	7000L
7500 Lumens	7500L

High Efficiency (4 LED Boards)

4000 Lumens	4000LH
4500 Lumens	4500LH
5000 Lumens	5000LH
5500 Lumens	5500LH
6000 Lumens	6000LH
6500 Lumens	6500LH
7000 Lumens	7000LH
7500 Lumens	7500LH
8000 Lumens	8000LH

Color Temperature

3000K	30K
3500K	35K
4000K	40K

(Consult factory for additional CCT and CRI options)

Circuit

Single Circuit 1C

Voltage

120/277 UNV Volt	UNV
347 Volt	347

(LD1 & CLM1 only. Not available with EM)

Control System & Dimming Level

0-10V - 1% Dimming L11

0-10V - 10% Dimming LD1

(Not Right Light as standard, consult factory)

Lutron Hi-Lume EcoSystem (LDE1) -

1% Dimming (Not available with 7500L or 8000LH) LH1

Lutron 5-Series EcoSystem (LDE5) -

5% Dimming (Not available with 7500L or 8000LH) LU5

Step Dimming SD5

DALI 1% Dimming D11

Acuity nLight - 1% Dimming NLT1

(Not available with Chicago Plenum. Recessed grid & drywall frame kit mounting only.)

Enlighted Smart Sensor - 5% Dimming ENL5

Osram Connected Lighting Module

- 1% Dimming CLM1

(6500 Lumens max. Compatible with Daintree Networks & Osram ENCELUM and Simlux systems)

Wattstopper DLM - 1% Dimming DLM1

(Recessed grid & drywall frame kit mounting only)

Mounting

Grid G

Drywall Frame Kit F

(Cut out dimensions: Min: 24.25"/Max: 24.56" Min: 48.25"/Max: 48.56")

Surface Mount SM

24" Aircraft Cable C24

48" Aircraft Cable C48

96" Aircraft Cable C96

Factory Options

Air Return AR

(Overall height for luminaire with Air Return is 4.4")

Chicago Plenum CP

Emergency Battery Pack with Integral Test Switch EM

6' New York City Flex Whip (120V) FNY1

6' New York City Flex Whip (277V) FNY2

6' Flex Whip FW

Finish

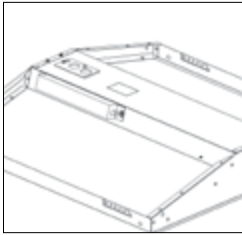
Matte Satin White WH



Options in orange qualify for the Quickship program. 5-day up to 100 pieces, 10-day up to 300 pieces. Refer to Quickship Guide for complete details.

For more information visit focalpointlights.com/reference or consult factory.

Focal Point provides flexibility in meeting the needs of each project by integrating with several building lighting control systems. A variety of sensors, drivers and other components can be specified that allow the luminaires to communicate with wired and wireless networks. All zoning can be digitally reconfigured through the application software. Daylight harvesting, occupancy sensing, integration with HVAC systems, and individual controls enable the monitoring and modulating of light levels and temperature in order to save energy, reduce costs and maximize occupants' comfort.



nLight® provides a two-way wired digital lighting system allowing for on/off and dimming functionality, occupancy sensing, and multi-zone daylight harvesting.

Acuity nLight - 1% Dimming (NLT1)
Acuity Model #nEPS-60-IO

CAT-5 Cable provided by others. Serial labels will be provided on outside of luminaires and control unit.



Enlighted smart sensor allows for occupancy sensing, daylight harvesting, energy usage, temperature and light level control. Communicates wirelessly with the Enlighted network.

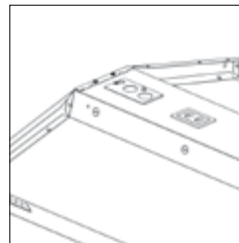
Enlighted Smart Sensor - 5% Dimming (ENL5)
Enlighted Model #CS-D2



Connected Lighting Module (CLM) enables each luminaire to be independently controlled and configured. Communicates wirelessly with Daintree Networks®, Osram ENCELIUM®, Osram Simplux™ and other networks using the ZigBee® HA communication protocol to allow for on/off and dimming functionality, occupancy sensing and multi-zone daylight harvesting.

Osram CLM - 1% Dimming (CLM1)
Osram Model #ZBHA-CLM DIM

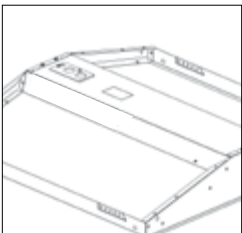
Serial labels will be provided on outside of luminaires and control unit.



A Digital Lighting Management (DLM) system that provides two-way wired communication between networked luminaires and control system to allow for on/off and dimming functionality, occupancy sensing and multi-zone daylight harvesting.

Wattstopper DLM - 1% Dimming (DLM1)
Wattstopper Model #LMFC-011

CAT-5 Cable provided by others. Serial labels will be provided on outside of luminaires and control unit.



A two-way digital network that enables on/off and dimming functionality, occupancy sensing, and multi-zone daylight harvesting working with Quantum®, Energi Savr Node™, and Energi TriPak® using EcoSystem® communication protocol.

Lutron Hi-Lume EcoSystem - 1% Dimming (LH1)
Lutron Model #LDE1

Lutron 5-Series EcoSystem - 5% Dimming (LU5)
Lutron Model #LDE5

CONNECTED SOLUTIONS DETAILS

Connected Solution	Model #	Protocol	Compatible Networks*	Occupancy	Daylight	Temperature Reporting	Communication to Luminaire	Drivers
Acuity nLight (NLT1)	nEPS-60-IO**	nLight	nLight	Enabled	Enabled	No	Wired	eldoLED ECOdrive , eldoLED SOLOdrive
Enlighted Smart Sensor (ENL5)	CS-D2**	Enlighted RF	Enlighted	Integrated	Integrated	Yes	Wireless	Philips Xitanium SR
Legrand Wattstopper DLM (DLM1)	LMFC-011**	DLM	DLM	Enabled	Enabled	No	Wired	Philips SimpleSet , Osram Optotronic
Lutron EcoSystem (LH1 & LU5)	LDE1,** LDE5**	EcoSystem	Quantum, Energi Savr Node, Energi TriPak	Enabled	Enabled	No	Wired	Lutron Hi-Lume Lutron 5-Series
Osram CLM (CLM1)	ZBHA-CLM**	ZigBee HA	Osram ENCELIUM & Simplux, Daintree Networks	Enabled	Enabled	No	Wireless	Osram Optotronic

*Not all compatible networks may be listed. **For performance data and additional control system details please visit the connected solutions manufacturer websites. Primary drivers are listed in bold. To specify a particular driver please consult factory.