




concave
parabolic louver



solid regress

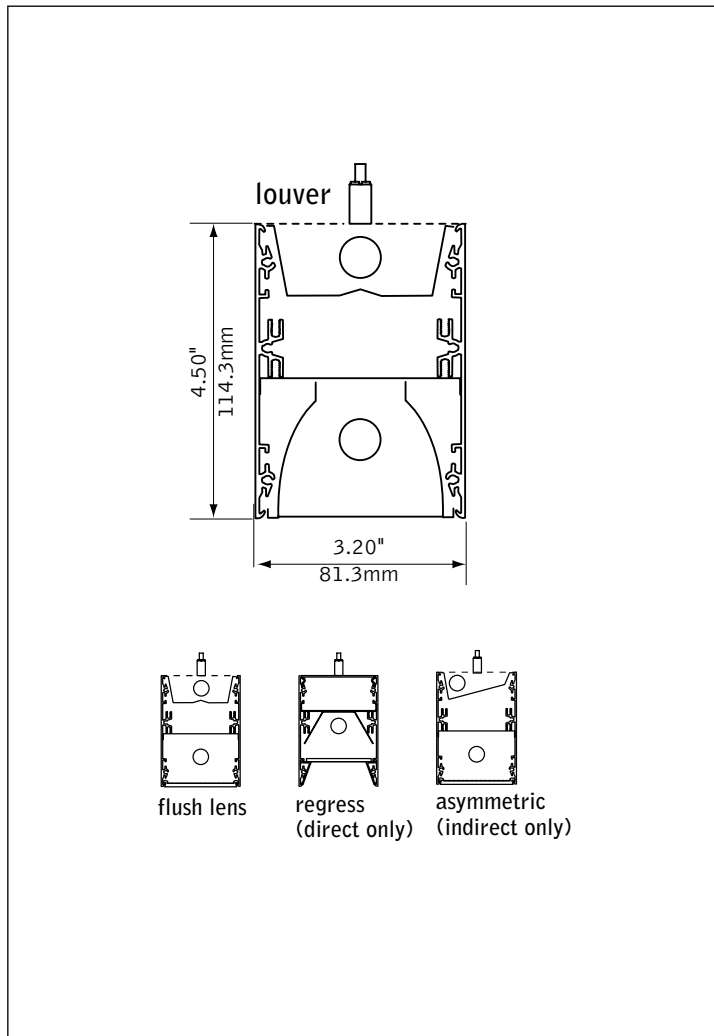


flush satin lens



corrugated regress

DIMENSIONAL DATA



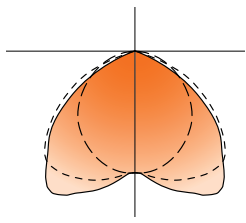
FEATURES

Extruded aluminum, suspended direct/ indirect or direct linear T5/T5HO fluorescent luminaire.

3" aperture rectilinear profile creates sleek aesthetic.

Avenue® D makes an exceptional aesthetic statement in conference rooms, private offices, reception areas or other high-end applications.

PERFORMANCE



PRODUCT OVERVIEW

Lumen Output: 1760-8205lm

Wattage: 33-120W

Lamping: T5, T5HO

Solid Regress
1-Lamp T5

82% Efficient

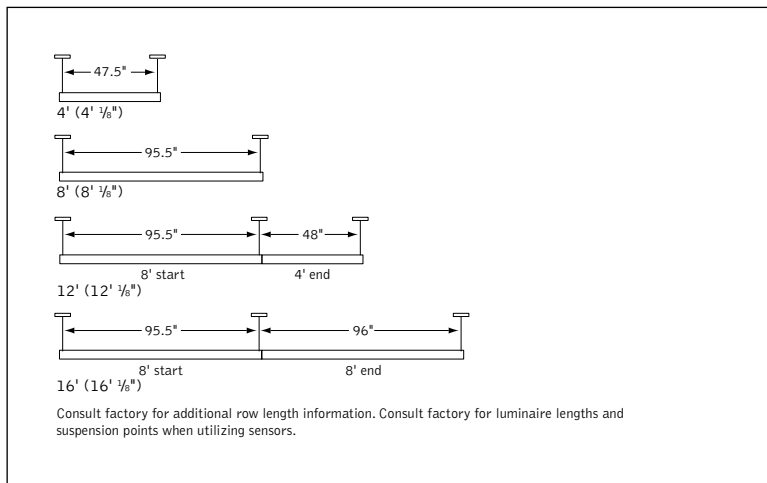
818 cd @ 25°

Visit focalpointlights.com for complete photometric data.

fixture:

project:

SUSPENSION INFORMATION



SPECIFICATIONS

Construction

Two-piece, .050" thick housing of extruded aluminum. Corrugated regress trim constructed of 6063-T5 extruded aluminum painted to match fixture. Solid regress trim manufactured with 20 Ga. C.R.S. painted to match fixture. 20 Ga. ballast channel. 16 Ga. internal bulkhead. 14 Ga. steel end caps. All luminaires are provided with single point aircraft cable suspension mounted on 48" and 96" centers. 4' unit weight: 18 lbs., 8' unit weight: 32 lbs.

Optic

Reflectors fabricated of 22 Ga. Steel finished in High Reflectance White powder coat. Regress satin lens: 125" thick opal white with satin finish. Flush satin lens: extruded DR™ acrylic lens .156" thick with opal satin finish. Concave parabolic louver: 1"H x 1" frequency fabricated of low iridescent, semi-specular premium grade aluminum. MR16 lens: .125" thick tempered glass supplied.

Electrical

Luminaires are pre-wired with factory installed branch circuit wiring and over-molded quick connects. Electronic fluorescent ballasts are thermally protected and have a Class "P" rating. Optional dimming ballasts available.

Labels

UL and cUL listed.

Finish

Polyester powder coat applied over a 5-stage pre-treatment.

ORDERING

Luminaire Series		FAVDS
Avenue D	FAVDS	
Shielding		
Corrugated Regressed Trim/Satin Lens <small>(Direct only)</small>	CR	
Solid Regressed Trim/Satin Lens <small>(Direct only)</small>	SR	
Flush Satin Lens	FL	
Concave Parabolic Louver	PL	
White Concave Parabolic Louver	PW	
Lamping		
One Lamp T5	1T5	
One Lamp T5HO <small>(Direct only)</small>	1T5HO	
One Lamp Up/One Lamp Down T5	11T5	
One Lamp Up/One Lamp Down T5HO	11T5HO	
One Lamp Asymmetric Up/ One Lamp Down T5	1A1T5	
One Lamp Asymmetric Up/ One Lamp Down T5HO	1A1T5HO	
Circuits		
Single Circuit	1C	
Dual Circuit	2C	
Voltage		
120 Volt	120	
277 Volt	277	
347 Volt	347	
<small>(Consult factory for dimming options)</small>		
120/277 UNV <small>(Not available with 1-lamp T5HO dimming or EM)</small>	UNV	
Ballast		
Electronic Program Start <10% THD	S	
0-10V	D7	
Lutron 1% 3-wire	DH	
Lutron 1% H-Series	DK	
Mounting		
24" Cable Suspension	C24	
48" Cable Suspension	C48	
96" Cable Suspension <small>(Add "P" for Chicago plenum. Eg: CP12) (Specify one of the following in place of "C" J - for 2" canopies at non-feed locations. CS - for sloped ceilings.)</small>	C96	
Surface Mount <small>(Direct only)</small>	SM	
Factory Options		
Opal Acrylic Dust Cover	DC	
Emergency Circuit*	EC	
Emergency Battery Pack*	EM	
HLR/GLR Fuse	FU	
Include 3000K Lamp*	L830	
Include 3500K Lamp*	L835	
Include 4100K Lamp*	L841	
<small>(Sensor options available—consult factory)</small>		
Finish		
Matte White Housing	WH	
Titanium Silver	TS	
Luminaire Length <small>(Sensor module adds 6" to overall length)</small>		
4' Nominal Housing	4'	
8' Nominal Housing	8'	
12' (8'+4')	12'	
16' (8'+8')	16'	
20' (8'+4'+8')	20'	
24' (8'+8'+8')	24'	
<small>(Consult factory for additional lengths)</small>		
Integrator Options		
90° corner	FAVDS-90	

Avenue® D

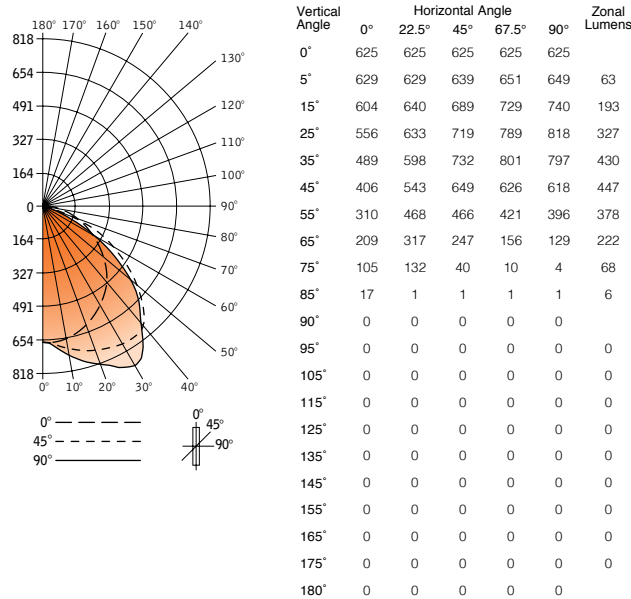
FLUORESCENT - REGRESS LENS

FAVDS-SR-1T5-1C-120-S-C24-WH-4'

Filename: FAVDSSR1T5.IES
Test #: 26964.0

Lumens: 2220lm
Efficiency: 82%

CANDLEPOWER DISTRIBUTION



LUMEN SUMMARY

Zone	Lumens	% Lamp	% Fixture
0-30°	583	22.4	27.3
0-40°	1013	39.0	47.5
0-60°	1838	70.7	86.2
0-90°	2133	82.1	100.0
Total Luminaire 0-180°	2133	82.1	100.0

LUMINANCE DATA (CD/M²)

Vertical Angle	0°	45°	90°
45°	6728	10805	10278
55°	6343	9564	8115
65°	5783	6872	3591
75°	4772	1857	183
85°	2315	97	98

CO-EFFICIENTS OF UTILIZATION

Floor Ceiling Wall	80				70			20		30		10		00
	70	50	30	10	70	50	10	50	10	50	10	50	10	00
RCR 0	98	98	98	98	95	95	95	91	91	87	87	84	84	82
1	91	88	85	82	89	86	81	82	78	79	76	76	74	72
2	84	78	73	69	82	76	68	74	67	71	65	69	64	62
3	77	69	64	59	75	68	58	66	57	64	56	62	55	54
4	71	62	55	50	69	61	50	59	49	57	49	55	48	46
5	65	55	48	43	63	54	42	52	42	50	42	49	41	39
6	59	49	42	37	58	48	37	47	36	45	36	44	36	34
7	54	44	37	32	53	43	32	42	32	41	31	40	31	29
8	50	39	32	27	49	38	27	37	27	36	27	35	27	25
9	46	35	28	23	45	34	23	33	23	32	23	32	23	21
10	42	31	25	20	41	31	20	30	20	29	20	29	20	19

Numbers indicate percentage values of reflectivity.

Go to www.focalpointlights.com for additional photometric data.

Avenue® D

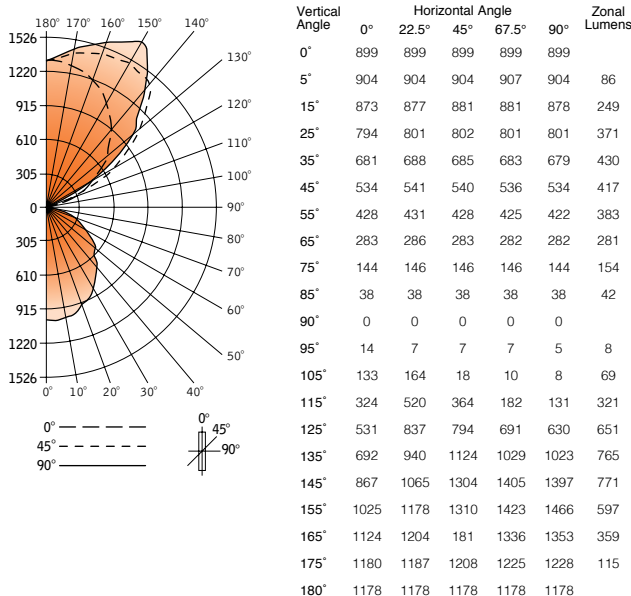
FLUORESCENT - FLUSH LENS

FAVDS-FL-11T5HO-1C-120-S-C24-TS-4'

Filename: FAVDSFL11T5H.IES
Test #: 15374.0

Lumens: 6067lm
Efficiency: 61%

CANDLEPOWER DISTRIBUTION



LUMEN SUMMARY

Zone	Lumens	% Lamp	% Fixture
0-30°	706	7.1	11.6
0-40°	2412	24.1	39.8
0-60°	1050	10.5	17.3
0-90°	3655	36.6	60.2
Total Luminaire 0-180°	6067	60.7	100.0

LUMINANCE DATA (CD/M²)

Vertical Angle	0°	45°	90°
45°	8550	8646	8550
55°	8448	8448	8330
65°	7581	7581	7554
75°	6229	6386	6299
85°	4936	4936	4936

CO-EFFICIENTS OF UTILIZATION

Floor Ceiling Wall	80				70			20		30		10		00
	70	50	30	10	70	50	10	50	10	50	10	50	10	00
RCR 0	64	64	64	64	58	58	58	47	47	37	37	28	28	24
1	58	56	53	51	53	51	47	41	39	33	31	25	24	21
2	53	49	45	42	48	44	39	37	32	29	26	23	21	18
3	48	43	39	35	44	39	33	32	27	26	23	20	18	15
4	44	38	33	30	40	35	28	29	23	23	19	18	15	13
5	41	34	29	25	37	31	24	26	20	21	17	16	13	11
6	37	30	25	22	34	28	20	23	17	19	15	14	12	10
7	34	27	23	19	31	25	18	21	15	17	13	13	10	8
8	32	25	20	17	29	23	16	19	13	15	11	12	9	7
9	30	22	18	15	27	0	14	17	12	17	10	11	8	6
10	27	20	16	13	25	19	12	16	10	13	9	10	7	6

Numbers indicate percentage values of reflectivity.

Go to www.focalpointlights.com for additional photometric data.

Avenue® D

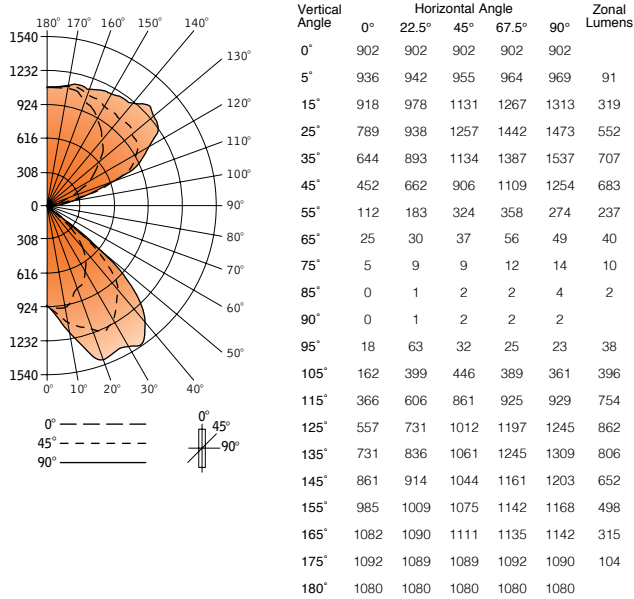
FLUORESCENT - LOUVER

FAVDS-PL-11T5HO-1C-120-S-C24-TS-4'

Filename: FAVDSPL11T5H.IES
 Test #: 12596.0

Lumens: 7066lm
 Efficiency: 71%

CANDLEPOWER DISTRIBUTION



LUMEN SUMMARY

Zone	Lumens	% Lamp	% Fixture
0°-30°	962	9.6	13.6
0°-90°	2642	26.4	37.4
90°-130°	205	20.5	29.0
90°-180°	4424	44.2	62.6
Total Luminaire	7066	70.7	100.0

LUMINANCE DATA (cd/m²)

Vertical Angle	0°	45°	90°
45°	15163	30392	42066
55°	4632	13399	11331
65°	1403	2077	2750
75°	458	825	1283
85°	0	544	1089

CO-EFFICIENTS OF UTILIZATION

Floor Ceiling Wall	80				70			20 50		30		10		00
	70	50	30	10	70	50	10	50	10	50	10	50	10	00
RCR 0	74	74	74	74	67	67	67	54	54	42	42	31	31	26
1	68	65	63	61	62	59	56	48	46	38	37	29	28	24
2	63	58	54	51	57	53	47	44	40	35	32	27	25	22
3	58	52	47	44	52	47	40	39	34	32	28	25	23	19
4	53	46	41	37	48	42	35	35	30	29	25	22	20	17
5	49	42	36	32	44	38	30	32	26	26	22	20	18	15
6	45	37	32	28	41	34	27	29	23	24	19	19	16	14
7	42	34	29	25	38	31	23	26	20	21	17	17	14	12
8	38	30	25	22	35	28	20	23	18	19	15	15	12	10
9	36	27	22	19	32	25	18	21	15	17	13	14	11	09
10	33	25	20	17	30	23	16	19	14	16	11	12	09	08

Numbers indicate percentage values of reflectivity.

Go to www.focalpointlights.com for additional photometric data.