



Equation™ 2x4


FLUORESCENT




suspended or surface mount




natural anodized side rails



white painted side rails

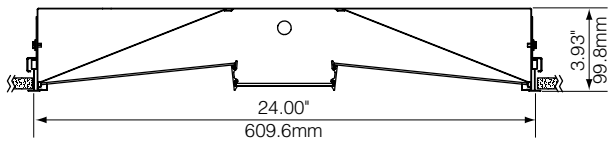


QuickLatch™



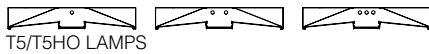
air return

DIMENSIONAL DATA

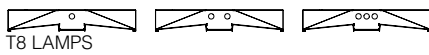


Overall height for luminaire with Air Return is 4.62"–4.89"

lamping options



T5/T5HO LAMPS



T8 LAMPS

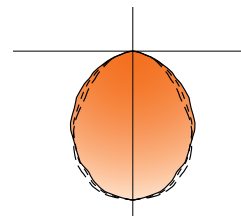
FEATURES

Equation blends sleek aesthetics and uniform diffuse illumination while delivering high fixture efficiencies.

Center diffuser features MicroGlow™ prismatic lens technology. Precision molded conical prisms deliver 92% light transmission while controlling high angle brightness.

QuickLatch™ hinged diffuser system makes relamping easy.

PERFORMANCE



1-Lamp T5HO
White painted side rails

85% Efficient

1904 cd @ 0°

PRODUCT OVERVIEW

Lumen Output: 2253-12375lm

Wattage: 33-177W

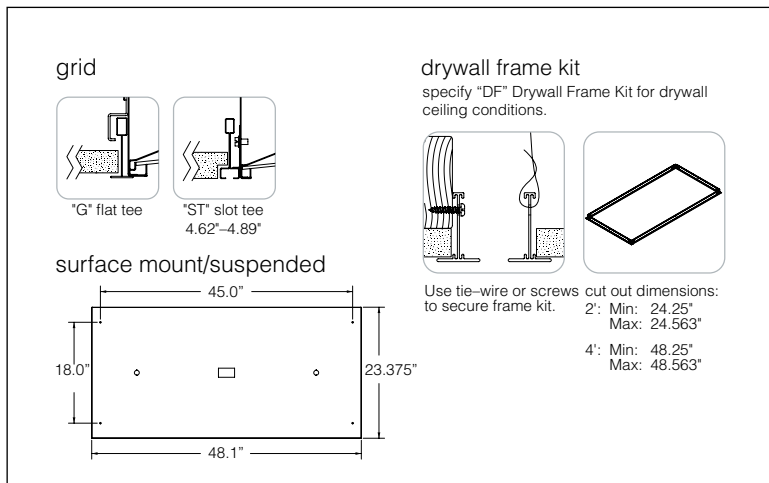
Lamping: T5, T5HO, T8

Visit focalpointlights.com for complete photometric data.

fixture:

project:

MOUNTING INFORMATION



SPECIFICATIONS

Construction

One piece 20 Ga. steel reflector and housing. Bottom access 20 Ga. steel ballast compartment. Positional brackets supplied as standard. Weight: 29 lbs.

Optic

20 Ga. steel reflectors finished in Matte Satin White powder coat. .080" thick frosted white acrylic diffusers. .125" thick MicroGlow™ miniature prism acrylic lens and .120" thick linear spread lens retained with side rails available in natural anodized aluminum or Matte Satin White.

Electrical

Electronic ballasts are thermally protected and have a Class "P" rating. Optional Stepped and other dimming ballasts available. Consult factory for dimming specifications and availability.

Labels

UL and cUL listed.

Finish

Polyester powder coat applied over a multi-stage pre-treatment.

ORDERING

Luminaire Series	Equation	FEQ
Nominal Size	2' x 4'	24
Shielding		
Natural Anodized Side Rails	AL	
High Performance White Side Rails	WP	
Lamp Quantity		
One Lamp	1	
Two Lamps	2	
Three Lamp	3	
Lamp Type		
T5	T5	
T5HO	T5HO	
T8	T8	
Circuit		
Single Circuit	1C	
Dual Circuit	2C	
Voltage		
120 Volt	120	
277 Volt	277	
347 Volt	347	
<small>(Consult factory for dimming options)</small>		
UNV Volt	UNV	
<small>(Cannot be specified with 1-lamp T5HO dimming or EM option)</small>		
Ballast		
Electronic Program Start <10% THD	S	
0-10V	D7	
Lutron 1% 3-wire	DH	
Lutron 1% H-Series	DK	
Mounting		
24" Aircraft Cable	C24	
48" Aircraft Cable	C48	
96" Aircraft Cable	C96	
Drywall Frame Kit	F	
<small>(Cut out dimensions: Min: 24.25"/Max: 24.563" Min: 48.25"/Max: 48.563")</small>		
Grid	G	
Slot Tee	ST	
Surface Mount	SM	
Factory Options		
Air Return	AR	
<small>(Overall height with Air Return is 4.62"-4.89")</small>		
Chicago Plenum	CP	
Emergency Battery Pack*	EM	
HLR/GLR Fuse	FU	
6' New York City Flex Whip	FNY	
6' Flex Whip	FW	
Include 3000K Lamp	L830	
Include 3500K Lamp	L835	
Include 4100K Lamp	L841	
Ballast Saving Tandem*	BST	
Labor Saving Master Satellite*	LS	
Separate Circuit Tandem*	SCT	
<small>(Sensor options available—consult factory)</small>		
Finish		WH
Matte Satin White	WH	