

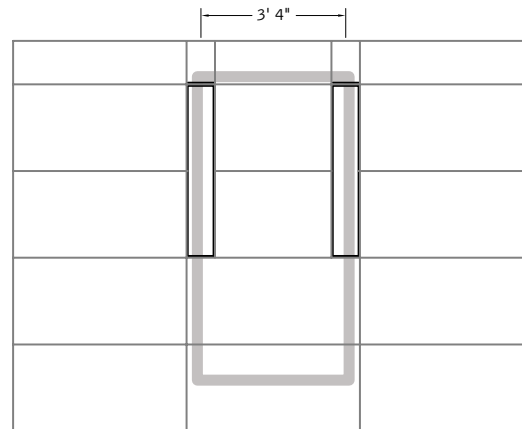
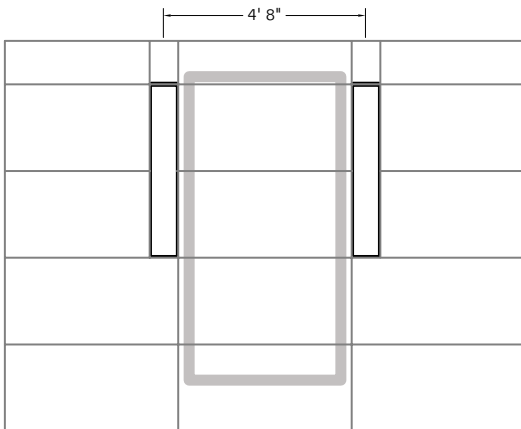
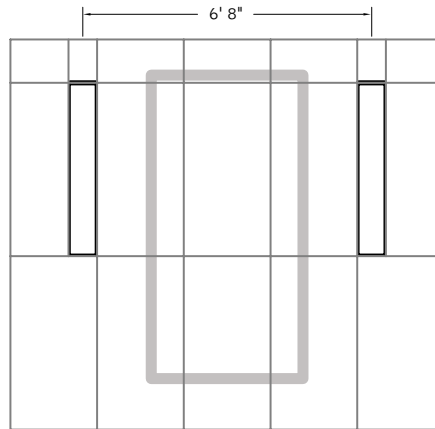
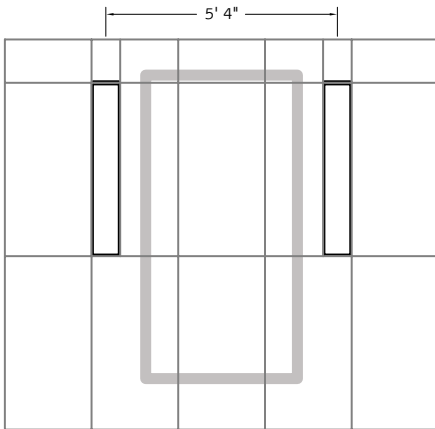
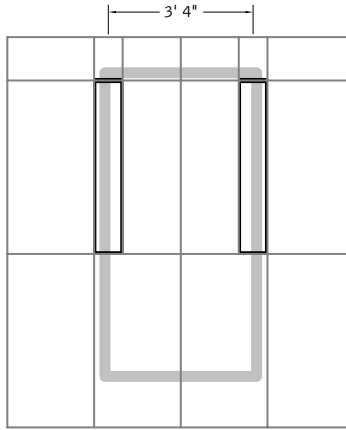
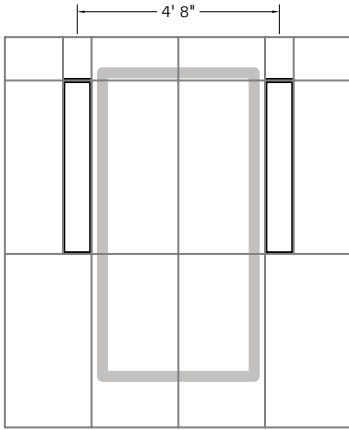
Apollo 8

PATIENT BED LIGHT SYSTEM - EXAMPLE LAYOUTS



FOCAL POINT®

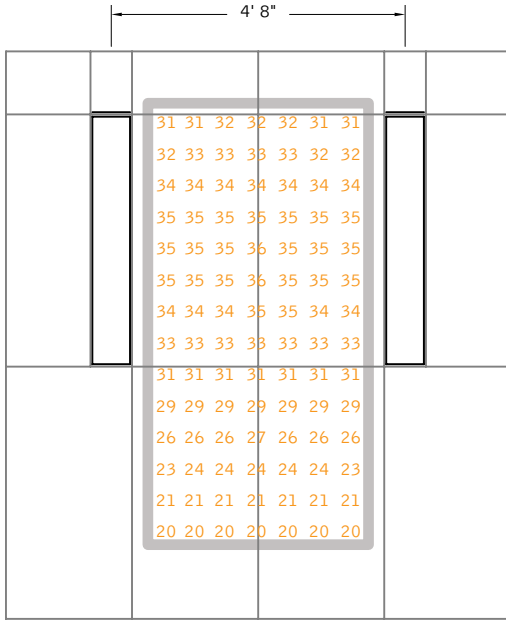
4' FLUORESCENT | 2'X4' CEILING TILES | 3' 5" X 7' BED



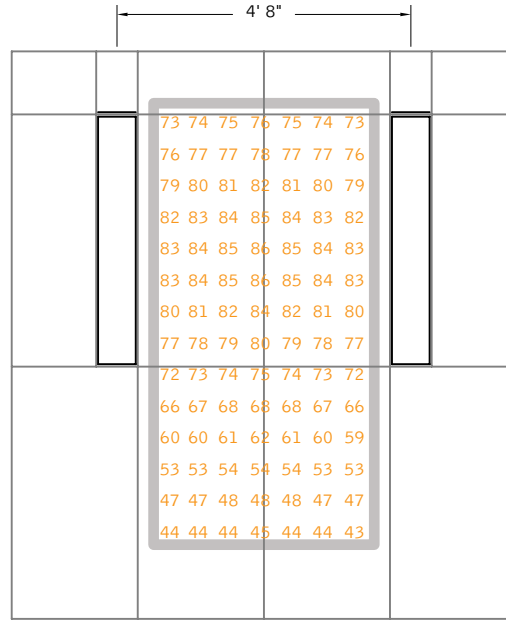
4' FLUORESCENT T8/T5HO

2'x4' ceiling tiles | 3' 5" x 7' bed

■ AVERAGE FOOTCANDLES
■ UNIFORMITY



Ambient only



Exam

4' FLUORESCENT LAMPS

	Spacing	Ambient Only		Exam	
T5/T5HO	3' 4"	34.6	1.6:1	75.7	1.6:1
	4' 8"	32.2	1.5:1	70.4	1.6:1
	5' 4"	30.8	1.5:1	67.3	1.6:1
	6' 8"	27.7	1.5:1	60.6	1.5:1
T8/T5HO	3' 4"	32.4	1.6:1	70.5	1.6:1
	4' 8"	30.1	1.5:1	65.4	1.6:1
	5' 4"	28.8	1.5:1	62.6	1.6:1
	6' 8"	25.9	1.5:1	56.4	1.5:1

3' FLUORESCENT LAMPS

	Spacing	Ambient Only		Exam	
T5/T5HO	3' 4"	25.0	1.6:1	53.7	1.6:1
	4' 8"	23.3	1.5:1	49.9	1.6:1
	5' 4"	22.3	1.5:1	47.7	1.6:1
	6' 8"	20.1	1.5:1	43.0	1.5:1
T8/T5HO	3' 4"	23.6	1.6:1	50.1	1.6:1
	4' 8"	21.9	1.5:1	46.5	1.6:1
	5' 4"	20.9	1.5:1	44.5	1.6:1
	6' 8"	18.8	1.5:1	40.1	1.5:1

Room: 12'x12' | Ceiling Height: 9' | Reflectances: 80/50/20 | Light Loss Factor: 0.85
Light levels calculated in AGI-32. Calculations do not include any furniture or partitions.