


skydome™ surface mount

FSD-22|33|44-SM



FOCAL POINT®

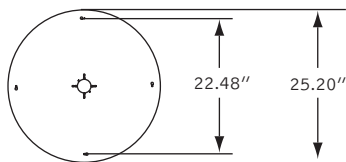


MOUNTING HARDWARE
PROVIDED BY OTHERS

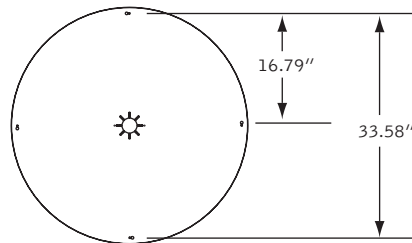
WEIGHTS: 2' - 37LBS
3' - 53LBS
4' - 78LBS

MOUNTING LOCATIONS

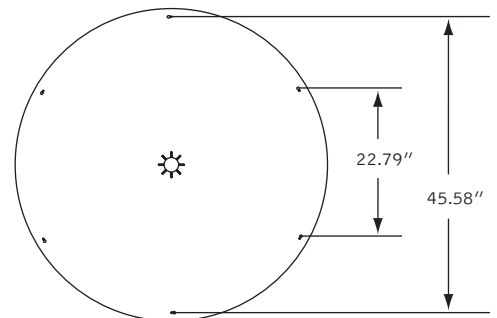
2' DIAMETER



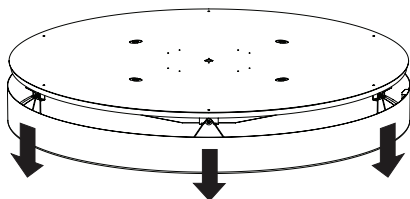
3' DIAMETER



4' DIAMETER

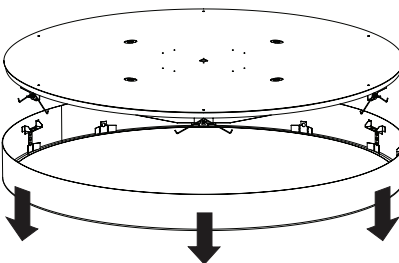


1



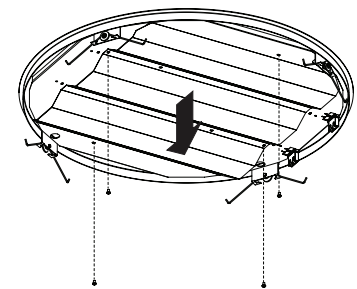
TIGHT FIT, MULTIPLE
PEOPLE REQUIRED.

2



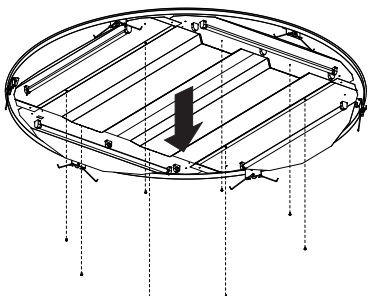
3

2' DIAMETER

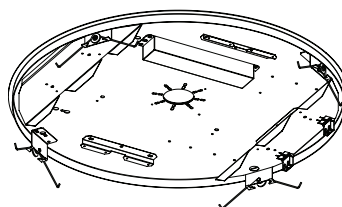


3

3' & 4' DIAMETERS

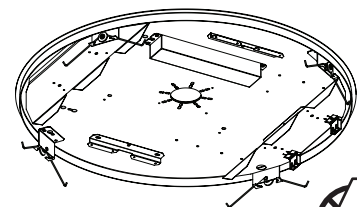


4



SEE MOUNTING LOCATIONS
ABOVE. HARDWARE
PROVIDED BY OTHERS.

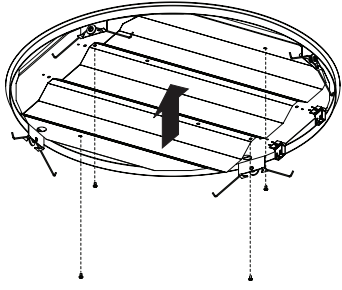
5



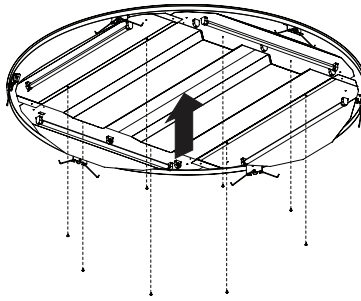
MAKE ELECTRICAL CONNECTIONS

Luminaires must be installed by a qualified electrician (check with local and national codes for proper installation).
To prevent electrical shock, disconnect electrical supply before installation or servicing.

6 2' DIAMETER

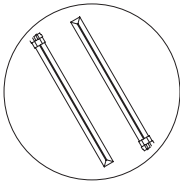


6 3' & 4' DIAMETERS



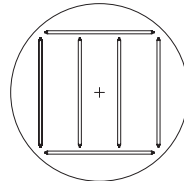
LAMPING CONFIGURATIONS

7 2' DIAMETER



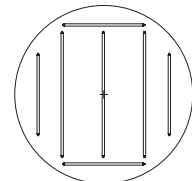
(2) 2' Lamps
BIAX

3' DIAMETER



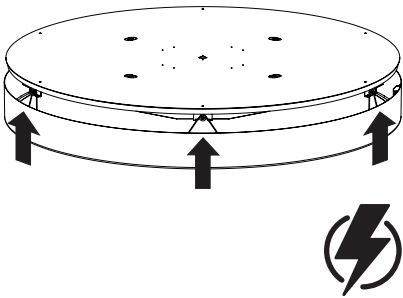
(6) 2' Lamps
T5 OR T5HO

4' DIAMETER



(4) 2' Lamps &
(3) 3' Lamps
T5 OR T5HO

8



BALLAST SERVICE

**FOLLOW
INSTALLATION
STEPS 1-3**

EMERGENCY



**SEE BATTERY MANUFACTURER
INSTRUCTIONS**

**EMERGENCY MAXIMUM MOUNTING HEIGHT:
8.00'**

Contractor is responsible for adequately reinforcing walls and/or ceilings to support luminaire weight. Focal Point, LLC accepts no responsibility for inadequately reinforced walls and/or ceilings. The information contained in this drawing is the sole property of Focal Point, LLC. Any reproduction in part or whole without the written permission of Focal Point, LLC is prohibited.