

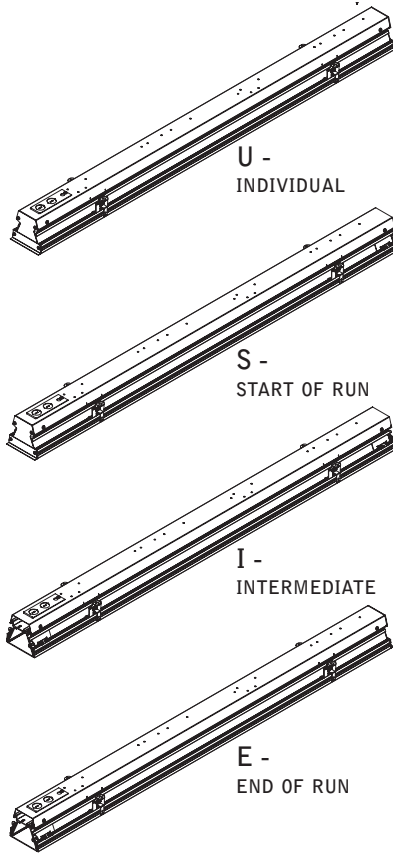
# seem® 4-LP

FSM4LP



**! CONFIGURATIONS ARE RUN SPECIFIC, PLEASE CONSULT FACTORY DRAWINGS BEFORE BEGINNING INSTALLATION. !**

## FOCAL POINT



## PARTS LISTS

PARTS SHIPPED INSTALLED	
	JOINER SCREW (72074)
	JOINER WASHER (700158)
	MALE JOINER BRACKET (A28051-01)
	FEMALE JOINER BRACKET (A28746-01)

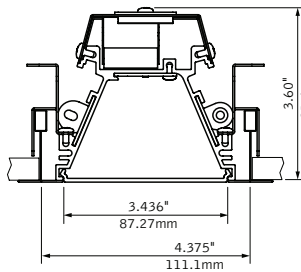
## KEY

- POWER OFF
- POWER ON
- ATTENTION

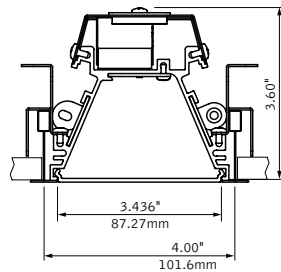
**! GRID MOUNT ONLY**  
SPACING FOR ALL GRID TYPES

### Flush Lens

15/16" Grid

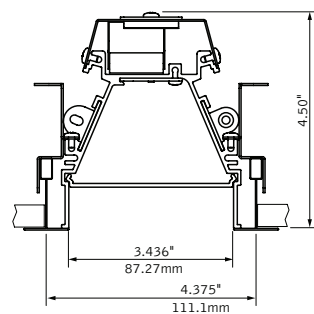


9/16" Grid

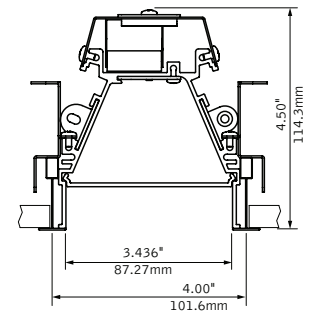


### Regress Lens

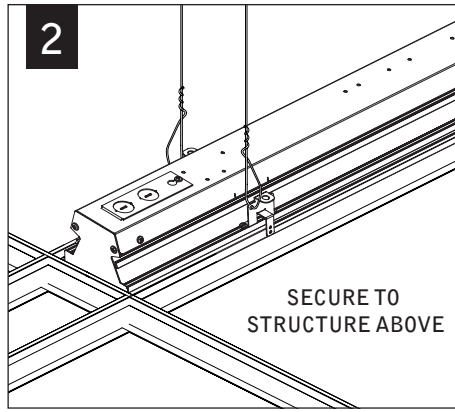
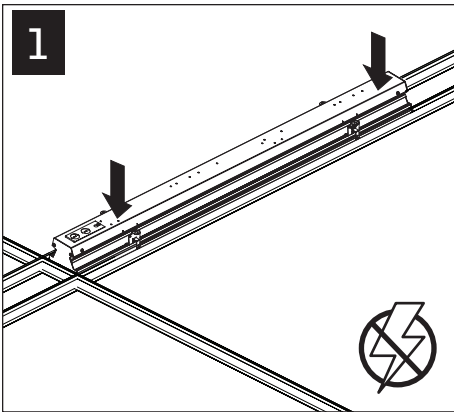
15/16" Grid



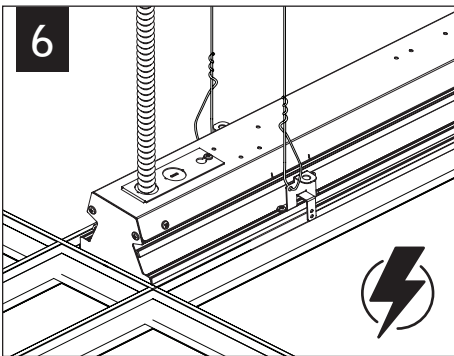
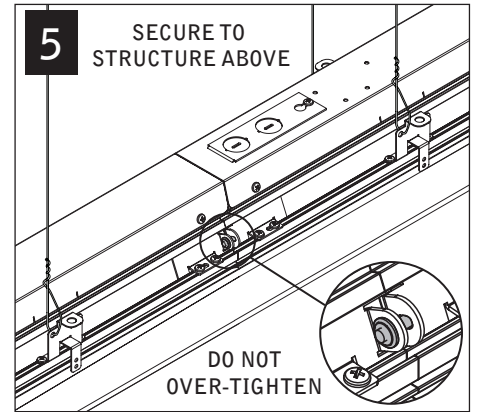
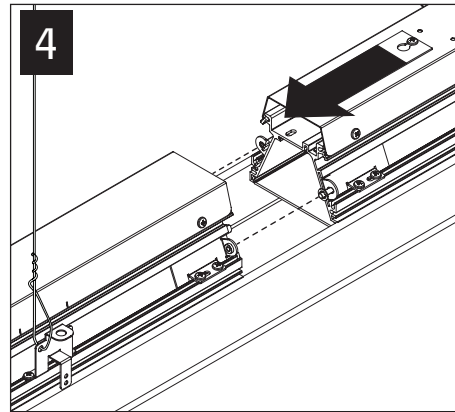
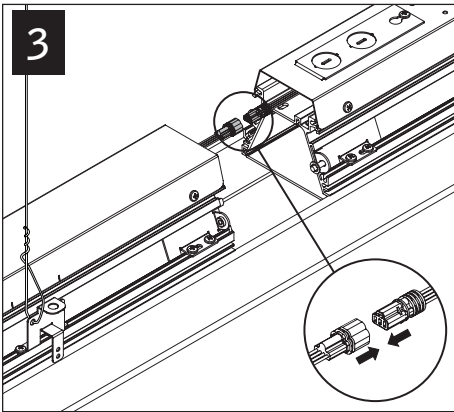
9/16" Grid



Luminaires must be installed by a qualified electrician (check with local and national codes for proper installation).  
To prevent electrical shock, disconnect electrical supply before installation or servicing.

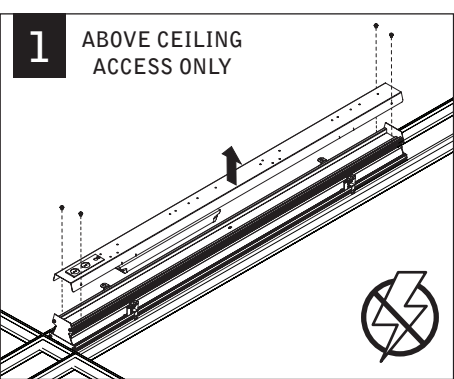


INDIVIDUAL INSTALLATIONS  
SKIP TO STEP 6



MAKE ELECTRICAL CONNECTIONS

**DRIVER SERVICE**



**EMERGENCY**

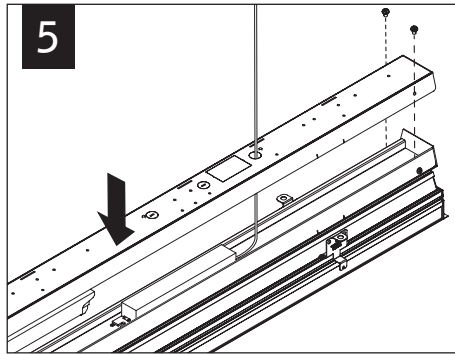
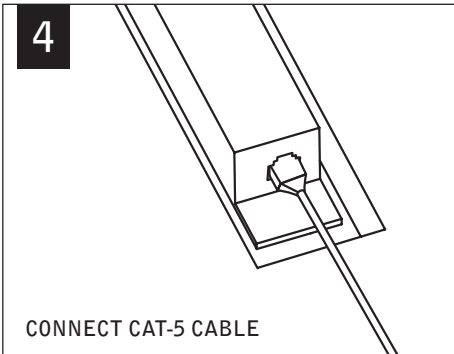
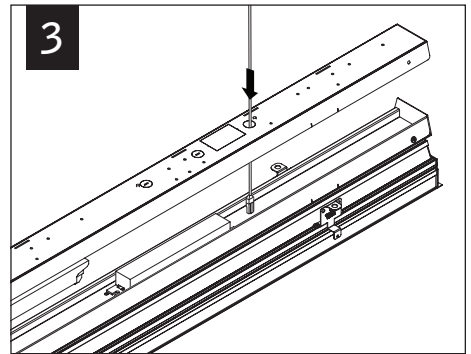
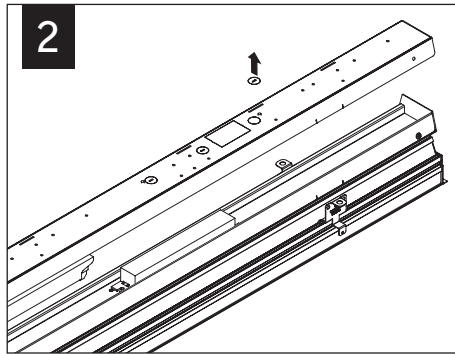
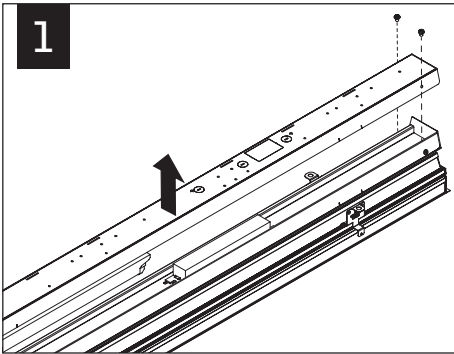
**I**

SEE BATTERY MANUFACTURER INSTRUCTIONS

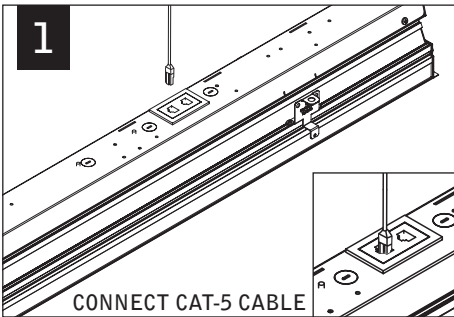
EMERGENCY MAXIMUM MOUNTING HEIGHT:  
19.00'

Luminaires must be installed by a qualified electrician (check with local and national codes for proper installation).  
To prevent electrical shock, disconnect electrical supply before installation or servicing.

**ACUITY nLIGHT**



**WATTSTOPPER**



Contractor is responsible for adequately reinforcing walls and/or ceilings to support luminaire weight. Focal Point, LLC accepts no responsibility for inadequately reinforced walls and/or ceilings. The information contained in this drawing is the sole property of Focal Point, LLC. Any reproduction in part or whole without the written permission of Focal Point, LLC is prohibited.