



radial blade baffle

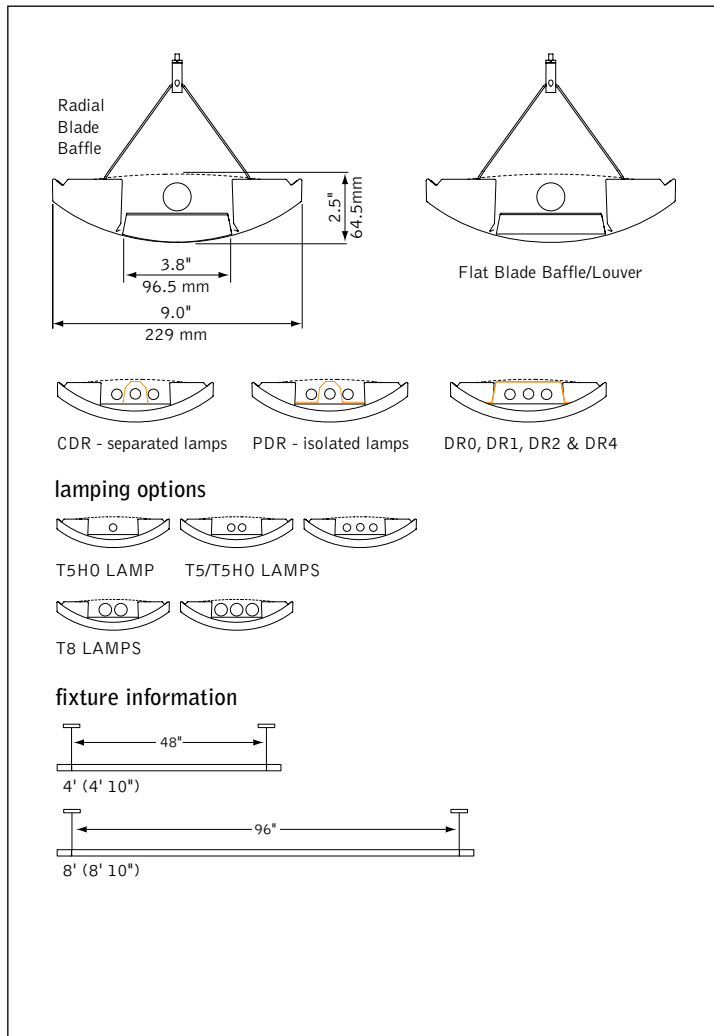


flat blade baffle



flat blade
parabolic louver

DIMENSIONAL DATA



FEATURES

Suspended linear direct/indirect fluorescent with radial or flat baffle or parabolic louver.

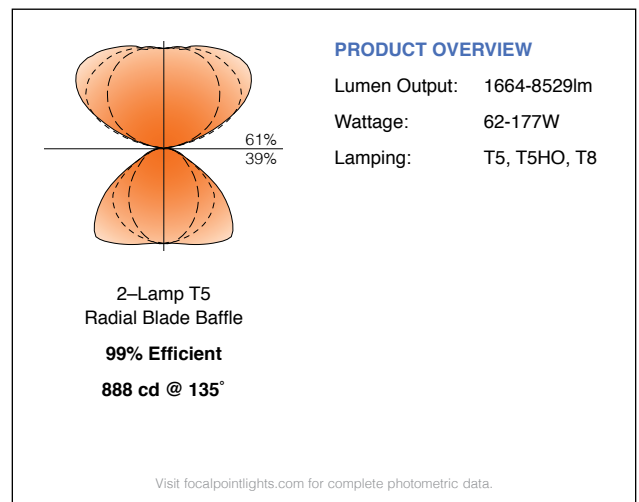
Standard distribution is 60% indirect/40% direct. Variable optics available.

One-piece steel housing with 5" die-cast end caps

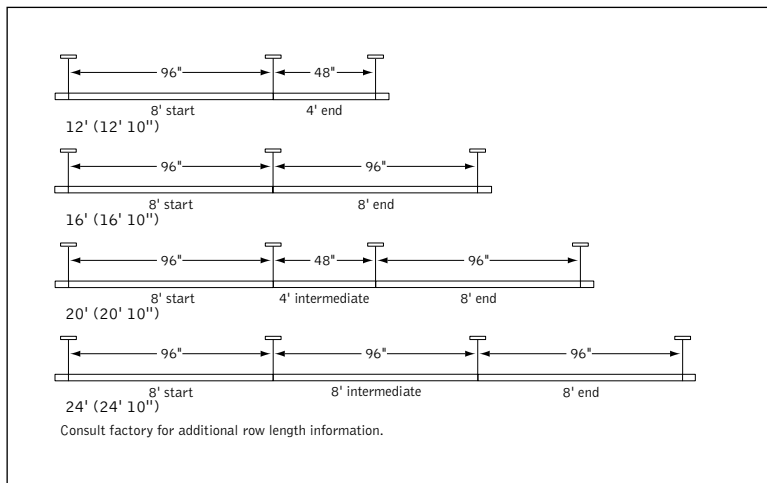
3-lamp configurations offer optional CDR lamp separation with direct/indirect distribution from two outer lamps and direct only from center lamp. Specify PDR for total lamp chamber separation.

Practical and budget-friendly, Verve IV is an excellent choice for commercial and educational facilities.

PERFORMANCE



SUSPENSION INFORMATION



SPECIFICATIONS

Construction

One-piece 20 Ga. steel housing. Die-cast 5" end cap standard. Optional short 1" end cap also available. For row installation, internal brackets form hairline joint. Standard lengths are available in 4' and 8'. All luminaires are provided with Y-cable suspension mounted on 48" or 96" centers. 4' unit weight: 20 lbs., 8' unit weight: 30 lbs.

Optic

Radial blade baffle: 0.9"H x 1.5" frequency. Flat blade baffle: 0.7"H x 1.5" frequency. Flat parabolic louver: 0.7"H x 1.3" frequency. Louver is fabricated of low iridescent, semi-specular premium grade aluminum. White baffle is fabricated from steel. Optional Downlight Reflector optics fabricated of die-formed aluminum. PDR reflector isolates lamp chambers for fully indirect distribution from two outer lamps and fully direct from center. CDR separates lamps for direct/indirect distribution from two outer lamps and direct distribution from center. Optional dust cover is extruded acrylic.

Electrical

Luminaires are pre-wired with factory installed branch circuit wiring and over-molded quick connects. Factory installed SJT power cord at feed location is included. Electronic ballasts are thermally protected and have a Class "P" rating. Optional dimming ballasts available.

Labels

UL and cUL listed.

Finish

Polyester powder coat applied over a 5-stage pretreatment. Canopy finished in Matte Satin White.

ORDERING

Fixture Series	FV4S	_____
Verve IV	FV4S	_____
Shielding		_____
Radial Blade Baffle - White	RB	_____
Flat Blade Baffle - White	FB	_____
Semi-Specular, Flat Parabolic Louver	PL	_____
Optional Downlight Accessories*		_____
CDR - separated lamps <small>(3-lamp & dual circuit options only)</small>	CDR	_____
PDR - isolated lamps <small>(3-lamp & dual circuit options only)</small>	PDR	_____
100% downlight	DR0	_____
up to 85% downlight	DR1	_____
up to 80% downlight	DR2	_____
up to 60% downlight	DR4	_____
Lamping		_____
2 Lamp T5	2T5	_____
3 Lamp T5	3T5	_____
1 Lamp T5HO	1T5HO	_____
2 Lamp T5HO	2T5HO	_____
3 Lamp T5HO	3T5HO	_____
2 Lamp T8	2T8	_____
3 Lamp T8	3T8	_____
Circuit		_____
Single Circuit	1C	_____
Dual Circuit <small>(Multiple lamp luminaires only)</small>	2C	_____
Voltage		_____
120 Volt	120	_____
277 Volt	277	_____
347 Volt	347	_____
<small>(Consult factory for dimming options)</small>		
Ballast		_____
Electronic Program Start <10% THD	S	_____
0-10V	D7	_____
Lutron 1% 3-wire	DH	_____
Lutron 1% H-Series	DK	_____
Mounting		_____
24" Cable Suspension	C24	_____
48" Cable Suspension	C48	_____
96" Cable Suspension	C96	_____
<small>(Add "P" for Chicago plenum. Eg: CP12)</small>		
<small>(Specify one of the following in place of "C"</small>		
<small>J - for 2" canopies at non-feed locations.</small>		
<small>CS - for sloped ceilings.)</small>		
Factory Options		_____
Acrylic Overlay on Louver or Baffle <small>(T5, T5HO only. May not be combined with DC)</small>	AO	_____
Dust Cover <small>(Consult factory for compatibility. May not be combined with AO)</small>	DC	_____
Emergency Circuit*	EC	_____
Emergency Battery Pack*	EM	_____
HLR/GLR Fuse	FU	_____
Short 1" end cap	SE	_____
Include 3000K Lamp*	L830	_____
Include 3500K Lamp*	L835	_____
Include 4100K Lamp*	L841	_____
<small>(Sensor options available—consult factory)</small>		
Finish		_____
Matte White Housing	WH	_____
Titanium Silver	TS	_____
Luminaire Length		_____
4'	4'	_____
8'	8'	_____
12' (8'+4')	12'	_____
16' (8'+8')	16'	_____
20' (8'+4'+8')	20'	_____
24' (8'+8'+8')	24'	_____
<small>(Consult factory for corners)</small>		

Verve™ IV

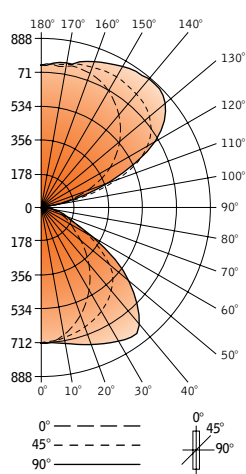
FLUORESCENT - RADIAL BLADE BAFFLE

FV4S-AC-2T5-1C-120-S-WH-4

Filename: FV4SRB2T5.IES
Test #: 26424

Lumens: 5216lm
Efficiency: 100.3%

CANDLEPOWER DISTRIBUTION



Vertical Angle	Horizontal Angle				Zonal Lumens
	0°	22.5°	45°	67.5°	
0°	719	719	719	719	719
5°	715	711	713	721	719
15°	657	664	693	735	751
25°	569	593	663	735	751
35°	462	503	615	757	841
45°	345	398	544	669	728
55°	230	278	384	451	487
65°	154	162	201	200	196
75°	82	85	90	97	106
85°	22	22	25	26	27
90°	0	4	10	11	10
95°	38	62	49	41	39
105°	192	300	294	260	243
115°	356	461	569	572	557
125°	488	572	715	784	799
135°	597	655	775	860	888
145°	682	714	794	860	882
155°	742	755	800	831	843
165°	768	774	787	796	800
175°	761	758	765	768	768
180°	756	756	756	756	756

LUMEN SUMMARY

Zone	Lumens	% Lamp	% Fixture
0-30°	577	11.1	11.1
0-90°	2023	38.9	38.7
90-180°	3194	61.4	61.2
Total Luminaire	5216	100.3	100.0

LUMINANCE DATA (CD/M²)

Vertical Angle	0°	45°	90°
45°	4770	7556	10104
55°	3927	6577	8333
65°	3573	4673	4544
75°	3115	3415	4006
85°	2459	2819	3008

CO-EFFICIENTS OF UTILIZATION

	80				70				20				50				30				10				00			
	Floor	Ceiling	Wall	RCR	Floor	Ceiling	Wall	RCR	Floor	Ceiling	Wall	RCR	Floor	Ceiling	Wall	RCR	Floor	Ceiling	Wall	RCR	Floor	Ceiling	Wall	RCR	Floor	Ceiling	Wall	RCR
0	105	105	105	105	95	95	95	95	77	77	77	77	61	61	61	61	46	46	46	46	39	39	39	39				
1	96	92	88	85	87	84	77	77	68	64	64	64	54	52	52	52	41	40	40	40	34	34	34	34				
2	88	81	75	70	80	74	64	64	60	54	54	54	48	44	44	44	37	34	34	34	29	29	29	29				
3	80	71	65	59	73	65	55	55	54	46	46	46	43	38	38	38	33	30	30	30	25	25	25	25				
4	74	63	56	50	67	58	46	46	48	39	39	39	38	32	32	32	30	26	26	26	22	22	22	22				
5	67	56	48	43	61	51	39	39	43	34	34	34	34	28	28	28	27	22	22	22	19	19	19	19				
6	62	50	42	37	56	46	34	34	38	29	29	29	31	24	24	24	24	19	16	16	16	16	16	16	16			
7	57	45	37	32	52	41	29	29	34	25	25	25	28	21	21	21	22	17	14	14	14	14	14	14	14			
8	52	40	33	27	48	37	25	25	31	22	22	22	25	18	18	18	19	15	12	12	12	12	12	12	12			
9	48	36	29	24	44	33	22	22	28	19	19	19	22	16	16	16	17	13	10	10	10	10	10	10	10			
10	45	33	26	21	41	30	19	19	28	17	17	17	20	14	14	14	16	11	9	9	9	9	9	9	9			

Numbers indicate percentage values of reflectivity.

Go to www.focalpointlights.com for additional photometric data.

Verve™ IV

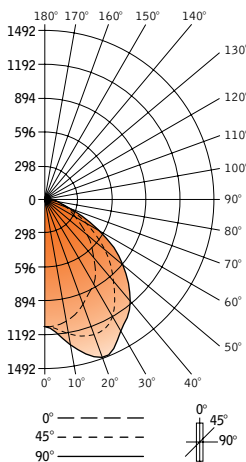
FLUORESCENT - RADIAL BLADE BAFFLE

FV4S-RB-DRO-2T5-1C-120-S-WH-4

Filename: FV4SRBDRO2T5.IES
Test #: 26425

Lumens: 3461lm
Efficiency: 66.6%

CANDLEPOWER DISTRIBUTION



Vertical Angle	Horizontal Angle				Zonal Lumens
	0°	22.5°	45°	67.5°	
0°	1150	1150	1150	1150	1150
5°	1150	1152	1175	1204	1208
15°	1083	1151	1282	1404	1449
25°	950	1084	1295	1444	1492
35°	814	966	1115	1222	1311
45°	612	749	854	989	1079
55°	403	477	572	690	771
65°	258	263	306	354	378
75°	138	137	141	141	140
85°	35	34	37	37	43
90°	0	5	9	9	7
95°	3	3	4	3	5
105°	6	6	6	5	6
115°	6	8	8	7	7
125°	6	8	11	9	8
135°	7	9	12	12	10
145°	8	9	12	12	10
155°	8	9	11	12	10
165°	9	9	10	10	8
175°	9	9	9	9	7
180°	9	9	9	9	9

LUMEN SUMMARY

Zone	Lumens	% Lamp	% Fixture
0-30°	1054	20.3	30.6
0-90°	3414	65.6	98.6
90-180°	48	0.9	1.4
Total Luminaire	3461	66.6	100

LUMINANCE DATA (CD/M²)

Vertical Angle	0°	45°	90°
45°	8463	11862	14980
55°	6874	9799	13206
65°	5963	7109	8774
75°	5198	5328	5317
85°	3974	4153	4115

CO-EFFICIENTS OF UTILIZATION

	80				70				20				50				30				10				00			
	Floor	Ceiling	Wall	RCR	Floor	Ceiling	Wall	RCR	Floor	Ceiling	Wall	RCR	Floor	Ceiling	Wall	RCR	Floor	Ceiling	Wall	RCR	Floor	Ceiling	Wall	RCR	Floor	Ceiling	Wall	RCR
0	79	79	79	79	79	77	77	77	73	73	73	73	70	70	70	70	67	67	67	66	66	66	66	66	66	66		
1	73	71	68	66	71	69	65	65	66	63	63	63	63	61	61	61	61	59	57	57	57	57	57	57	57	57		
2	68	63	59	56	66	62	55	55	59	54	54	54	57	52	52	52	55	51	50	50	50	50	50	50	50	50		
3	62	56	51	48	61	55	47	47	53	46	46	46	51	45	45	45	49	45	43	43	43	43	43	43	43	43		
4	57	50	45	41	56	49	41	41	48	40	40	40	46	40	40	40	45	39	38	38	38	38	38	38	38	38		
5	53	45	39	35	51	44	35	35	43	35	35	35	41	34	34	34	40	34	32	32	32	32	32	32	32	32		
6	49	40	35	31	47	40	31	31	38	30	30	30	37	30	30	30	36	30	28	28	28	28	28	28	28	28		
7	45	36	31	27	44	36	27	27	35	27	27	27	34	26	26	26	33	26	25	25	25	25	25	25	25	25		
8	41	33	27	23	40	32	23	23	31	23	23	23	30	23	23	23	29	23	21	21	21	21	21	21	21	21		
9	38	29	24	20	37	29	20	20	28	20	20	20	27	20	20	20	26	20	18	18	18	18	18	18	18	18		
10	35	27	21	18	34	26	18	18	25	18	18	18	25	17	17	17	24	17	16	16	16	16	16	16	16	16		

Numbers indicate percentage values of reflectivity.

Go to www.focalpointlights.com for additional photometric data.

Verve™ IV

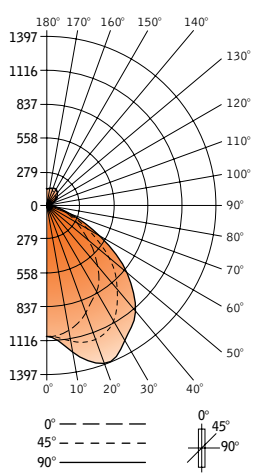
FLUORESCENT - RADIAL BLADE BAFFLE

FV4S-RB-DR1-2T5-1C-120-S-WH-4

Filename: FV4SRBDR12T5.IES
Test #: 26426

Lumens: 3756lm
Efficiency: 72.4%

CANDLEPOWER DISTRIBUTION



Vertical Angle	Horizontal Angle					Zonal Lumens
	0°	22.5°	45°	67.5°	90°	
0°	1095	1095	1095	1095	1095	1095
5°	1093	1093	1110	1135	1138	109
15°	1024	1073	1187	1301	1347	335
25°	893	996	1178	1332	1397	533
35°	774	896	1038	1149	1246	638
45°	577	711	825	950	1037	631
55°	376	439	550	664	718	491
65°	243	250	294	346	367	298
75°	129	130	1365	140	138	145
85°	34	33	37	36	37	42
90°	0	5	10	11	10	
95°	7	8	9	12	15	13
105°	32	43	38	33	35	40
115°	60	80	78	75	70	73
125°	90	109	114	107	102	95
135°	105	121	143	144	135	102
145°	128	137	150	166	158	93
155°	134	1358	160	160	158	70
165°	155	154	151	149	148	43
175°	145	144	144	143	142	14
180°	143	143	143	143	143	

LUMEN SUMMARY

Zone	Lumens	% Lamp	% Fixture
0-30°	978	18.8	26.0
0-90°	3223	62.0	85.6
90-180°	542	10.4	14.4
Total Luminaire 0-180°	3756	72.4	100.0

LUMINANCE DATA (cd/m²)

Vertical Angle	0°	45°	90°
45°	7988	11459	14405
55°	6419	9409	12286
65°	5614	6819	8519
75°	4881	5127	5230
85°	3784	4120	4120

CO-EFFICIENTS OF UTILIZATION

Floor Ceiling Wall	80				70				20				50				30				10				00			
	70	50	30	10	70	50	10	50	10	50	10	50	10	50	10	50	10	50	10	50	10	50	10					
RCR 0	84	84	84	84	81	81	81	75	75	69	69	64	64	64	64	64	64	64	64	64	64	64	62					
1	77	74	72	69	74	72	67	67	63	62	60	58	56	54	52	49	47	45	43	41	39	37	35					
2	71	66	62	58	69	64	57	60	54	56	51	52	49	47	44	41	39	37	35	33	31	29	27					
3	66	59	54	50	63	57	49	54	46	50	44	47	42	41	38	35	33	31	29	27	25	23	21					
4	60	53	47	43	58	51	42	48	40	45	39	42	37	35	32	30	28	26	24	22	20	18	16					
5	55	47	41	36	53	45	36	43	35	40	33	38	32	30	28	26	24	22	20	18	16	14	12					
6	51	42	36	32	49	41	31	39	30	36	29	34	28	26	24	22	20	18	16	14	12	10	8					
7	47	38	32	28	45	37	27	35	26	33	25	31	25	23	21	19	17	15	13	11	9	7	5					
8	43	34	28	24	42	33	24	31	23	30	22	28	21	20	18	16	14	12	10	8	6	4	2					
9	40	31	25	21	38	30	23	28	20	27	19	25	18	17	15	13	11	9	7	5	3	1	0					
10	37	28	22	18	36	27	18	25	18	24	17	23	16	15	13	11	9	7	5	3	1	0	0					

Numbers indicate percentage values of reflectivity.

Go to www.focalpointlights.com for additional photometric data.

Verve™ IV

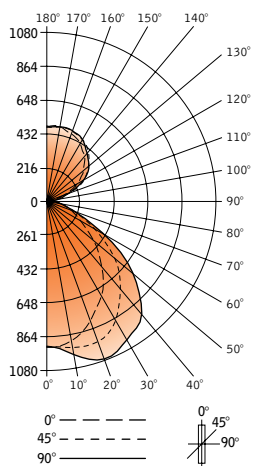
FLUORESCENT - RADIAL BLADE BAFFLE

FV4S-RB-DR4-2T5-1C-120-S-WH-4

Filename: FV4SRBDR42T5.IES
Test #: 26427

Lumens: 4246lm
Efficiency: 81.7%

CANDLEPOWER DISTRIBUTION



Vertical Angle	Horizontal Angle					Zonal Lumens
	0°	22.5°	45°	67.5°	90°	
0°	947	947	947	947	947	947
5°	946	943	950	965	965	93
15°	885	377	376	1044	1068	276
25°	768	828	950	1051	1080	431
35°	648	722	824	953	1012	519
45°	480	552	671	798	848	515
55°	312	353	452	545	585	405
65°	200	206	248	265	274	241
75°	107	108	113	117	118	120
85°	28	27	31	31	31	35
90°	0	5	10	11	12	
95°	18	27	28	31	39	35
105°	95	126	112	98	114	119
115°	186	217	238	226	220	217
125°	269	307	315	333	331	279
135°	342	375	384	388	383	291
145°	399	422	444	445	439	270
155°	452	460	473	480	475	216
165°	475	477	491	492	490	137
175°	493	487	483	480	480	47
180°	482	482	482	482	482	

LUMEN SUMMARY

Zone	Lumens	% Lamp	% Fixture
0-30°	800	15.4	18.8
0-90°	635	50.7	62.1
90-180°	1611	31.0	38.0
Total Luminaire 0-180°	4246	81.7	100.0

LUMINANCE DATA (cd/m²)

Vertical Angle	0°	45°	90°
45°	6644	9325	11775
55°	5320	7911	10018
65°	4622	5758	6363
75°	4033	4265	4487
85°	3181	3473	3542

CO-EFFICIENTS OF UTILIZATION

Floor Ceiling Wall	80				70				20				50				30				10				00			
	70	50	30	10	70	50	10	50	10	50	10	50	10	50	10	50	10	50	10	50	10	50	10					
RCR 0	90	90	90	90	84	84	84	74	74	64	64	55	55	55	55	55	55	55	55	55	55	55	51					
1	83	79	76	74	78	75	69	66	62	57	55	50	48	44	41	38	35	32	29	26	23	20	17					
2	76	70	66	61	71	66	58	58	52	51	47	45	41	38	35	32	29	26	23	20	17	14	11					
3	70	62	57	52	65	59	50	52	45	46	40	40	36	33	30	27	24	21	18	15	12	9	6					
4	64	56	49	45	60	52	43	47	39	41	35	36	31	29	25	22	19	16	13	10	7	4	1					
5	59	49	43	38	55	47	36	42	33	37	30	32	27	25	21	18	15	12	9	6	3	0	0					
6	54	44	38	33	51	42	32	37	29	33	26	29	24	22	18	15	12	9	6	3	0	0	0					
7	50	40	33	29	47	38	28	34	25	30	23	26	21	19	15	12	9	6	3	0	0	0	0					
8	46	38	29	25	43	34	24	30	22	27	20	24	18	16	12	9	6	3	0	0	0	0	0					
9	43	32	26	22	40	30	21	27	19	24	17	21	16	14	10	7	5	3	1	0	0	0	0					
10	39	29	23	19	37	28	18	25	17	22	15	20	14	12	8	5	3	1	0	0	0	0	0					

Numbers indicate percentage values of reflectivity.

Go to www.focalpointlights.com for additional photometric data.

Verve™ IV

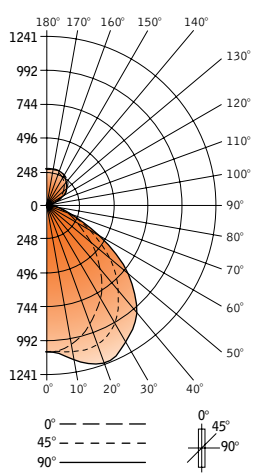
FLUORESCENT - RADIAL BLADE BAFFLE

FV4S-RB-DR2-2T5-1C-120-S-WH-4

Filename: FV4SRBDR2T5.IES
Test #: 26428

Lumens: 3893lm
Efficiency: 74.9%

CANDLEPOWER DISTRIBUTION



Vertical Angle	Horizontal Angle				Zonal Lumens
	0°	22.5°	45°	67.5°	
0°	1091	1091	1091	1091	1091
5°	1089	185	194	1111	1110
15°	1014	1042	1117	1196	1223
25°	883	951	4081	1198	1241
35°	737	819	945	4061	1131
45°	544	628	745	876	940
55°	352	408	507	598	642
65°	223	229	273	300	310
75°	119	119	125	130	132
85°	31	30	34	35	31
90°	0	5	11	12	12
95°	11	16	16	17	20
105°	55	73	66	57	64
115°	106	128	137	132	125
125°	156	178	186	191	189
135°	196	216	229	226	220
145°	231	244	257	258	252
155°	255	261	274	274	271
165°	270	269	275	278	276
175°	275	273	272	270	268
180°	270	270	270	270	270

LUMEN SUMMARY

Zone	Lumens	% Lamp	% Fixture
0-30°	915	17.6	23.5
0-90°	963	57.0	76.1
90-180°	930	17.9	23.9
Total Luminaire 0-180°	3893	74.9	100.0

LUMINANCE DATA (CD/M²)

Vertical Angle	0°	45°	90°
45°	7531	10346	13059
55°	6000	8679	10984
65°	5156	6335	7198
75°	4494	4730	4999
85°	3513	3864	3848

CO-EFFICIENTS OF UTILIZATION

Floor Ceiling Wall	80				70				20				50				30				10				00			
	70	50	30	10	70	50	10	50	10	50	10	50	10	50	10	50	10	50	10	50	10	50	10					
RCR 0	85	85	85	85	81	81	81	73	73	66	66	66	66	60	60	60	60	60	60	60	60	60	57					
1	78	75	73	70	75	72	67	66	62	60	57	54	52	50	48	45	43	41	39	37	35	33	31					
2	72	67	63	59	69	64	57	58	53	53	49	49	45	43	41	39	37	35	33	31	29	27	25					
3	66	59	54	50	63	57	49	52	45	48	42	44	40	37	35	33	31	29	27	25	23	21	19					
4	61	53	47	43	58	51	42	47	39	43	37	40	35	33	31	29	27	25	23	21	19	17	15					
5	56	47	41	37	53	45	36	42	34	39	32	36	30	28	26	24	22	20	18	16	14	12	10					
6	52	42	36	32	49	41	31	38	30	35	28	32	26	24	22	20	18	16	14	12	10	8	6					
7	48	38	32	28	45	37	27	34	26	31	24	29	23	21	19	17	15	13	11	9	7	5	3					
8	44	34	28	24	42	33	24	31	22	28	21	26	20	18	16	14	12	10	8	6	4	2	0					
9	40	31	25	21	38	30	21	28	20	26	18	24	17	15	13	11	9	7	5	3	1	0	0					
10	37	28	22	19	36	27	18	25	17	23	16	22	15	13	11	9	7	5	3	1	0	0	0					

Numbers indicate percentage values of reflectivity.

Go to www.focalpointlights.com for additional photometric data.

Verve™ IV

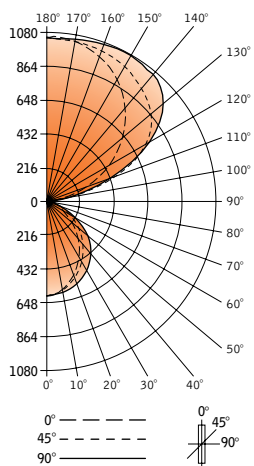
FLUORESCENT - RADIAL BLADE BAFFLE

FV4S-RB-2T5-1C-120-S-AO-WH-4

Filename: FV4SRB2T5AO.IES
Test #: 26429

Lumens: 5136lm
Efficiency: 98.8%

CANDLEPOWER DISTRIBUTION



Vertical Angle	Horizontal Angle				Zonal Lumens
	0°	22.5°	45°	67.5°	
0°	605	605	605	605	605
5°	600	596	597	601	599
15°	545	546	557	576	583
25°	466	472	493	523	544
35°	373	383	412	456	485
45°	270	284	321	371	402
55°	163	180	223	263	284
65°	99	103	125	139	135
75°	54	56	61	56	49
85°	15	16	19	18	20
90°	0	6	11	13	11
95°	32	71	59	51	49
105°	187	333	322	284	269
115°	371	524	625	620	608
125°	550	659	816	878	890
135°	710	782	915	1009	1038
145°	846	886	975	1047	1074
155°	952	969	101	1062	1080
165°	1022	1021	1070	1056	1065
175°	1061	1051	1048	1046	1048
180°	1053	1053	1053	1053	1053

LUMEN SUMMARY

Zone	Lumens	% Lamp	% Fixture
0-30°	44	8.5	8.7
0-90°	1359	26.1	26.5
90-180°	3778	72.7	73.6
Total Luminaire 0-180°	5136	98.8	100.0

LUMINANCE DATA (CD/M²)

Vertical Angle	0°	45°	90°
45°	3730	4461	5586
55°	2776	3822	4868
65°	2285	2913	3213
75°	2038	2319	1868
85°	1645	2144	1776

CO-EFFICIENTS OF UTILIZATION

Floor Ceiling Wall	80				70				20				50				30				10				00			
	70	50	30	10	70	50	10	50	10	50	10	50	10	50	10	50	10	50	10	50	10	50	10					
RCR 0	100	100	100	100	90	90	90	69	69	51	51	34	34	26	26	20	20	13	13	8	8	6	6					
1	92	88	84	81	82	79	72	61	58	45	43	31	29	23	21	19	17	15	13	11	9	7	5					
2	84	77	74	67	75	69	60	54	48	40	37	27	25	20	18	16	14	12	10	8	6	4	2					
3	77	68	61	56	68	61	51	48	41	36	31	25	22	17	15	13	11	9	7	5	3	1	0					
4	70	60	53	48	63	54	43	43	36	32	27	22	19	15	13	11	9	7	5	3	1	0	0					
5	64	53	46	41	57	48	37	38	30	29	26	20	17	13	11	9	7	5	3	1	0	0	0					
6	59	48	40	38	53	43	32	34	26	26	20	18	15	11	9	7	5	3	1	0	0	0	0					
7	54	43	35	30	49	39	28	31	23	23	18	16	13	10	8	6	4	2	0	0	0	0	0					
8	50	39	31	26	45	35	24	28	20	21	16	15	11	9	7	5	3	1	0	0	0	0	0					
9	46	35	28	23	41	31	21	25	17	19	14	13	10	8	6	4	2	0	0	0	0	0	0					
10	43	32	25	20	39	29	19	23	15	17	12	12	9	7	5	3	1	0	0	0	0	0	0					

Numbers indicate percentage values of reflectivity.

Go to www.focalpointlights.com for additional photometric data.

Verve™ IV

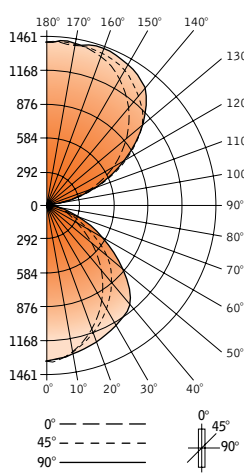
FLUORESCENT - RADIAL BLADE BAFFLE

FV4S-RB-3T8-2C-120-E-WH-4

Filename: FV4SRB3T8.IES
Test #: 26432

Lumens: 8146lm
Efficiency: 92.0%

CANDLEPOWER DISTRIBUTION



Vertical Angle	Horizontal Angle					Zonal Lumens
	0°	22.5°	45°	67.5°	90°	
0°	1367	1367	1367	1367	1367	1367
5°	1364	1352	1355	1361	1351	130
15°	1249	1251	1263	1298	1307	358
25°	1082	1088	1139	1218	1256	531
35°	880	896	986	1121	1196	631
45°	653	683	815	969	1043	635
55°	420	453	574	669	765	507
65°	250	258	308	391	437	323
75°	134	138	150	166	179	164
85°	37	38	44	47	48	50
90°	0	8	15	14	8	
95°	59	77	72	65	64	89
105°	303	361	348	339	334	361
115°	567	663	667	646	643	636
125°	809	890	972	964	960	827
135°	1029	1087	1193	1238	1248	894
145°	1209	1237	1319	1376	1401	819
155°	1351	1352	1408	1443	1457	646
165°	1428	1432	1439	1454	1461	407
175°	1440	1433	1449	1455	1456	140
180°	1437	1437	1437	1437	1437	

LUMEN SUMMARY

Zone	Lumens	% Lamp	% Fixture	
0-30°	1019	11.5	12.5	
0-90°	3329	37.6	40.9	
90-180°	7818	54.4	59.1	
Total Luminaire	0-180°	8146	92.0	100.0

LUMINANCE DATA (cd/m²)

Vertical Angle	0°	45°	90°
45°	9028	11317	14488
55°	7163	9823	12583
65°	5790	7152	10144
75°	5075	5658	6785
85°	4126	4910	5384

CO-EFFICIENTS OF UTILIZATION

Floor Ceiling Wall	80				70				20				50				30				10				00			
	70	50	30	10	70	50	10	50	10	50	10	50	10	50	10	50	10	50	10	50	10	50	10					
RCR 0	97	97	97	97	88	88	88	72	72	57	57	44	44	44	44	38	38	38	38	38	38	38	38					
1	89	85	81	78	81	78	72	64	60	51	49	40	38	33	33	33	33	33	33	33	33	33	33					
2	81	75	69	65	74	68	60	56	50	46	41	35	33	28	28	28	28	28	28	28	28	28	28					
3	74	66	60	55	68	61	51	50	43	41	36	32	28	24	24	24	24	24	24	24	24	24	24					
4	68	59	52	46	62	54	43	45	37	36	31	29	25	21	21	21	21	21	21	21	21	21	21					
5	62	52	45	40	57	48	37	40	32	33	26	26	21	18	18	18	18	18	18	18	18	18	18					
6	57	47	39	34	52	43	32	36	27	29	23	23	19	16	16	16	16	16	16	16	16	16	16					
7	53	42	35	30	48	38	28	32	24	26	20	21	16	14	14	14	14	14	14	14	14	14	14					
8	49	38	31	26	44	35	24	29	21	24	18	19	14	12	12	12	12	12	12	12	12	12	12					
9	45	34	27	22	41	31	21	26	18	21	15	17	12	10	10	10	10	10	10	10	10	10	10					
10	42	31	24	20	38	28	18	24	16	20	14	16	11	9	9	9	9	9	9	9	9	9	9					

Numbers indicate percentage values of reflectivity.

Go to www.focalpointlights.com for additional photometric data.

Verve™ IV

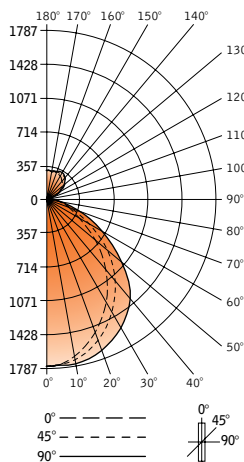
FLUORESCENT - RADIAL BLADE BAFFLE

FV4S-RB-DR2-3T8-2C-120-E-WH-4

Filename: FV4SRBDR23T8.IES
Test #: 26433

Lumens: 5331lm
Efficiency: 60.0%

CANDLEPOWER DISTRIBUTION



Vertical Angle	Horizontal Angle					Zonal Lumens
	0°	22.5°	45°	67.5°	90°	
0°	1782	1782	1782	1782	1782	1782
5°	1771	1760	1771	1787	1779	171
15°	1625	1642	1688	1748	1764	476
25°	1406	1442	1515	1616	1665	702
35°	1145	1181	1279	144	1503	812
45°	844	881	1009	1164	1247	786
55°	532	568	687	793	866	614
65°	312	316	370	464	517	390
75°	165	166	179	207	213	197
85°	43	43	52	54	52	58
90°	0	8	18	16	11	
95°	14	14	17	20	23	24
105°	72	80	81	8	182	84
115°	136	157	157	154	147	150
125°	192	217	228	223	215	194
135°	240	253	285	285	279	208
145°	279	278	308	323	323	188
155°	297	290	311	323	328	143
165°	314	310	299	308	306	86
175°	308	306	309	310	309	30
180°	308	308	308	308	308	

LUMEN SUMMARY

Zone	Lumens	% Lamp	% Fixture	
0-30°	1348	15.2	25.4	
0-90°	4205	47.5	79.2	
90-180°	1107	12.5	20.8	
Total Luminaire	0-180°	5331	60.0	100.0

LUMINANCE DATA (cd/m²)

Vertical Angle	0°	45°	90°
45°	11681	14014	17320
55°	9071	11763	14826
65°	720	8600	12018
75°	6232	6774	8093
85°	4803	5815	5866

CO-EFFICIENTS OF UTILIZATION

Floor Ceiling Wall	80				70				20				50				30				10				00			
	70	50	30	10	70	50	10	50	10	50	10	50	10	50	10	50	10	50	10	50	10	50	10	50	10			
RCR 0	68	68	68	68	65	65	65	60	60	55	55	50	50	48	48	48	48	48	48	48	48	48	48	48	48			
1	63	61	59	57	60	58	54	53	51	49	47	45	43	41	41	41	41	41	41	41	41	41	41	41	41			
2	58	54	51	48	56	52	46	48	43	44	40	41	38	36	36	36	36	36	36	36	36	36	36	36	36			
3	54	48	44	41	51	46	39	43	37	40	35	37	33	31	31	31	31	31	31	31	31	31	31	31	31			
4	49	43	38	35	47	41	34	38	3	36	31	33	29	27	27	27	27	27	27	27	27	27	27	27	27			
5	45	38	34	30	43	37	29	34	28	32	26	30	25	24	24	24	24	24	24	24	24	24	24	24	24			
6	42	35	30	26	40	33	26	31	24	29	23	27	22	21	21	21	21	21	21	21	21	21	21	21	21			
7	39	31	26	23	37	30	22	28	21	26	20	24	19	18	18	18	18	18	18	18	18	18	18	18	18			
8	36	28	23	20	34	27	20	25	19	24	18	22	17	16	16	16	16	16	16	16	16	16	16	16	16			
9	33	25	21	17	31	24	17	23	16	21	16	20	18	14	14	14	14	14	14	14	14	14	14	14	14			
10	31	23	18	15	27	22	15	21	14	19	14	18	13	12	12	12	12	12	12	12	12	12	12	12	12			

Numbers indicate percentage values of reflectivity.

Go to www.focalpointlights.com for additional photometric data.

Verve™ IV

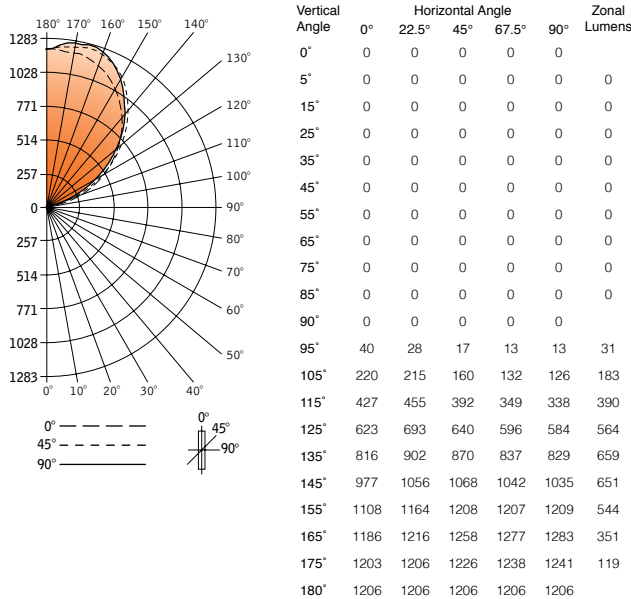
FLUORESCENT - RADIAL BLADE BAFFLE

FV4S-RB-PDR-3T8-2C-120-E-WH-4

Filename: FV4SRBPDR3T8_UP.IES
 Test #: 26434

Lumens: 3491lm
 Efficiency: 59.2%

CANDLEPOWER DISTRIBUTION



LUMEN SUMMARY

Zone	Lumens	% Lamp	% Fixture
180°-150°	1014	17.2	29.0
180°-120°	2887	48.9	82.7
180°-90°	3491	59.2	100.0
120°-90°	604	10.2	17.3
Total Luminaire 0-180°	3491	59.2	100.0

CO-EFFICIENTS OF UTILIZATION

Floor Ceiling Wall	80				70			20		30		10		00
	70	50	30	10	70	50	10	50	10	50	10	50	10	00
RCR 0	56	56	56	56	48	48	48	66	66	19	19	6	6	0
1	51	49	47	45	44	42	38	29	27	16	16	5	5	0
2	47	42	39	36	40	36	31	25	22	14	13	5	4	0
3	42	37	33	30	36	32	26	22	18	13	11	4	4	0
4	39	33	29	25	33	28	22	19	16	11	9	4	3	0
5	35	29	25	22	30	25	19	17	13	10	8	3	3	0
6	32	26	22	18	28	22	16	15	11	9	7	3	2	0
7	30	23	19	16	25	20	14	14	10	8	6	3	2	0
8	27	21	17	14	23	18	12	12	8	7	5	2	2	0
9	25	19	15	12	22	16	10	11	7	7	4	2	1	0
10	24	17	13	11	20	15	9	10	7	6	4	2	1	0

Numbers indicate percentage values of reflectivity.

Go to www.focalpointlights.com for additional photometric data.

Verve™ IV

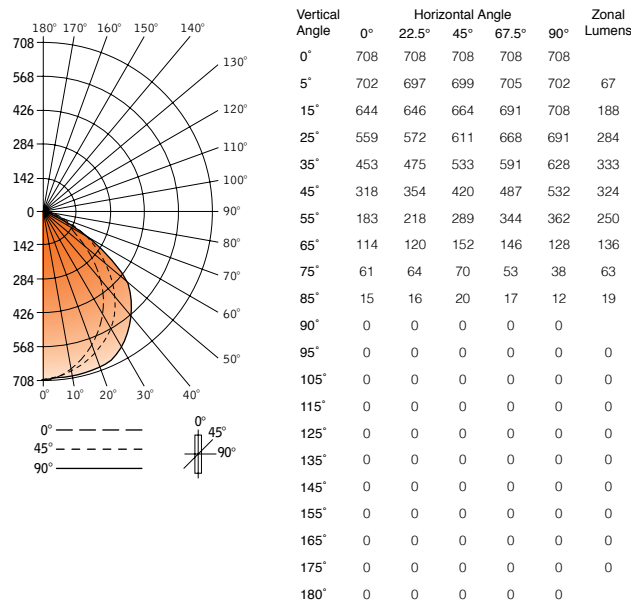
FLUORESCENT - RADIAL BLADE BAFFLE

FV4S-RB-PDR-3T8-2C-120-E-WH-4

Filename: FV4SRBPDR3T8_DN.IES
 Test #: 26435

Lumens: 1664lm
 Efficiency: 56.4%

CANDLEPOWER DISTRIBUTION



LUMEN SUMMARY

Zone	Lumens	% Lamp	% Fixture
0-30°	539	18.3	32.4
0-90°	1664	56.4	100.0
90-180°	0	0.0	0.0
Total Luminaire 0-180°	1664	56.4	100.0

LUMINANCE DATA (cd/m²)

Vertical Angle	0°	45°	90°
45°	4403	5826	7387
55°	3119	4949	6190
65°	2638	3540	2972
75°	2297	2647	1445
85°	1638	2282	1386

CO-EFFICIENTS OF UTILIZATION

Floor Ceiling Wall	80				70			20		30		10		00
	70	50	30	10	70	50	10	50	10	50	10	50	10	00
RCR 0	67	67	67	67	66	66	66	63	63	60	60	58	58	56
1	62	60	58	56	61	59	55	57	54	54	52	52	51	49
2	58	54	51	48	56	53	47	51	46	49	45	47	44	43
3	53	48	44	41	52	47	41	46	40	44	39	43	39	38
4	49	43	39	36	48	43	35	41	35	40	35	39	34	33
5	45	39	34	31	44	38	31	37	30	36	30	35	30	29
6	42	35	30	27	41	34	27	33	27	34	26	32	26	25
7	39	32	27	24	38	31	24	30	23	29	23	29	23	22
8	36	28	24	21	35	28	20	27	20	27	20	26	20	19
9	33	26	21	18	32	25	18	24	18	21	18	23	17	17
10	30	23	19	16	30	23	16	22	16	22	16	21	15	15

Numbers indicate percentage values of reflectivity.

Go to www.focalpointlights.com for additional photometric data.