



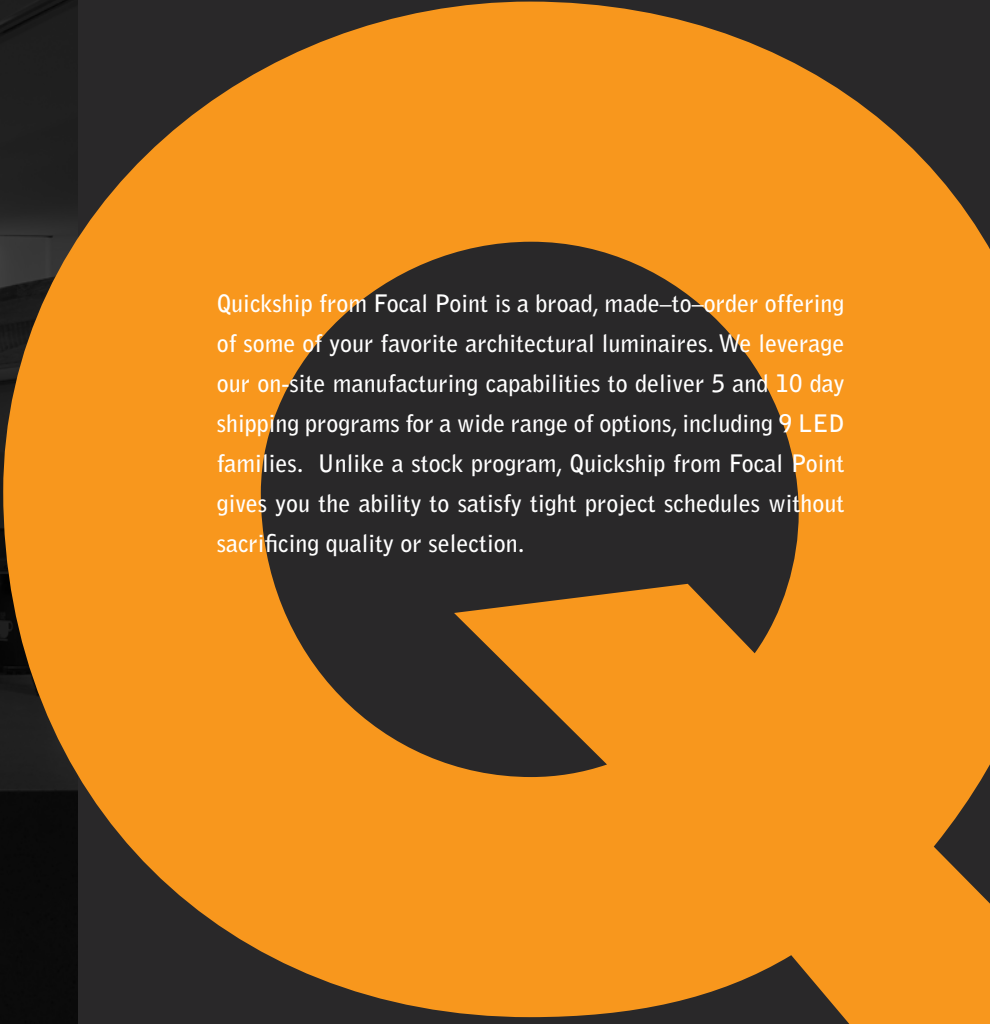
# Quickship Guide

2016



# Index

Quickship Policies .....	2
Aerion™ LED.....	3
Amica™ LED.....	4
Equation™ LED.....	5
Luna® LED.....	6
Veer® LED.....	7
Avenue® B & 6 LED .....	8
Seem® 4 LED.....	9
ID+.....	10
ID® LED.....	11
Avenue® A & B .....	12
Equation™ .....	13
Luna® .....	14
Skylite® .....	15
Evolution™ .....	16
Verve® II & III .....	17
ID® CFL Housing .....	18
ID® MR16.....	19



Quickship from Focal Point is a broad, made-to-order offering of some of your favorite architectural luminaires. We leverage our on-site manufacturing capabilities to deliver 5 and 10 day shipping programs for a wide range of options, including 9 LED families. Unlike a stock program, Quickship from Focal Point gives you the ability to satisfy tight project schedules without sacrificing quality or selection.

# Quickship Policies

## how to use this guide

The catalogued options shown on the enclosed pages represent the options that qualify for the Quickship program. Simply complete a catalog number using any of the shown options, and your order will qualify for Quickship processing. This guide contains ordering codes only, so please refer to the individual product cutsheets at [www.focalpointlights.com](http://www.focalpointlights.com) for further details about each product.

## quickship policies

If an order is received with both standard and Quickship line items, the Quickship items will be scheduled to ship separately unless otherwise instructed. Please indicate "SHIP COMPLETE" if you prefer all items ordered to ship with the longest lead time.

Estimated Ship Dates are determined per the following example: If a clean order is received by 11:00am CST on Monday for a 5 day item, the ESD for that item will be the following Monday. Orders received after 11am will receive an ESD based on the following business day.

## order checklist

- ✓ Complete and correct catalog numbers
- ✓ Complete PO with proper terms
- ✓ Run lengths when required
- ✓ EM/EC locations and voltage when required

## reminders

All ship dates are estimated. 5 and 10 day lead times do not include weekends or holidays.

Consult factory for options or quantities not shown in this guide. Major projects with large quantities may not apply.

Partial shipments may be required based on current factory loads.

Change orders of any kind will affect lead time.



# Aerion™ LED

## 10 Day Quickship Configurations

### luminaire style



Terms: 100 pieces or less.

### standard options

specify your base luminaire

luminaire series	nominal size	shielding	lumen output	color temperature	circuit	voltage	driver	mounting
FARL	22	AC	2000L	30K	1C	120	LD1	G1
			2500L	35K		277		G2
			3000L	40K		UNV		G3
			2500LH					
			3000LH					
			3500LH					
FARL	24	AC	4000L	30K	1C	120	LD1	G1
			4500L	35K		277		G2
			5000L	40K		UNV		G3
			5500L					
			4000LH					
			4500LH					
			5000LH					
5500LH								
6000LH								

### factory options

choose any/all listed factory options

air return	chicago plenum	drywall frame kit	flex whip	emergency battery pack
AR	CP	DF	FW	EM
AR	CP	DF	FW	EM

### finish

matte satin white

WH

WH

Choose your specifications in each category and combine to determine a full catalog number. Must provide voltage if EM specified.



# Amica™ LED

## 10 Day Quickship Configurations

### luminaire style



Terms: 100 pieces or less.

### standard options

specify your base luminaire

luminaire series	nominal size	shielding	lumen output	color temperature	circuit	voltage	driver	mounting
FAML	22	ACR	2000L	30K	1C	120	LD1	G1
			2500L	35K				G2
			3000L	40K				G3
			2500LH					
			3000LH					
			3500LH					
FAML	24	ACR	4000L	30K	1C	120	LD1	G1
			4500L	35K				G2
			5000L	40K				G3
			5500L					
			4000LH					
			4500LH					
5000LH								
5500LH								
6000LH								

### factory options

choose any/all listed factory options

air return	chicago plenum	drywall frame kit	flex whip	emergency battery pack
AR	CP	DF	FW	EM
AR	CP	DF	FW	EM

### finish

matte satin white

WH

WH

Choose your specifications in each category and combine to determine a full catalog number. Must provide voltage if EM specified.

# Equation™ LED

## 10 Day Quickship Configurations

### luminaire style



### standard options

specify your base luminaire

luminaire series	nominal size	shielding	lumen output	color temperature	circuit	voltage	driver	mounting
FEQL	14	AL WP	2500L	30K	1C	120 277 UNV	LD1	G ST
			3000L	35K				
			3500L	40K				
			4000L					
FEQL	22	AL WP	2000L	30K	1C	120 277 UNV	LD1	G ST
			2500L	35K				
			3000L	40K				
			2500LH					
			3000LH					
			3500LH					
4000LH								
FEQL	24	AL WP	4000L	30K	1C	120 277 UNV	LD1	G ST
			4500L	35K				
			5000L	40K				
			5500L					
			4000LH					
			4500LH					
			5000LH					
			5500LH					
			5500LH					
			6000LH					

### factory options

choose any/all listed factory options

air return	chicago plenum	drywall frame kit	flex whip	emergency battery pack
AR	CP	DF	FW	EM

AR	CP	DF	FW	EM
----	----	----	----	----

AR	CP	DF	FW	EM
----	----	----	----	----

### finish

matte satin white

WH

WH

WH

Terms: 1'x4' - 50 pieces or less.  
2'x2' & 2'x4' - 100 pieces or less.

Choose your specifications in each category and combine to determine a full catalog number.  
Must provide voltage if EM specified.

# Q Luna<sup>®</sup> LED

## 10 Day Quickship Configurations

### luminaire style



### standard options

specify your base luminaire

luminaire series	nominal size	shielding	lumen output	color temperature	circuit	voltage	driver	mounting
FLUL	22	PS	2000L	30K	1C	120	LD1	G
			2500L	35K		277		
			3000L	40K		UNV		
			3500L					
FLUL	24	PS	4000L	30K	1C	120	LD1	G
			4500L	35K		277		
			5000L	40K		UNV		
			5500L					

### factory options

choose any/all listed factory options

air return	chicago plenum	drywall frame kit	emergency battery pack	bat-positional clips	flex whip
AR	CP	DF	B310	EQ	FW
AR	CP	DF	B310	EQ	FW

### finish

matte satin white

WH

Terms: 10 Day - 100-300 pieces.

Choose your specifications in each category and combine to determine a full catalog number. Must provide voltage if EM specified.

# Veer® LED

## 10 Day Quickship Configurations

### luminaire style



### standard options

specify your base luminaire

luminaire series	nominal size	shielding	lumen output	color temperature	circuit	voltage	driver	mounting
FVRL	14	ACR	2500L	35K	1C	120	LD1	G
		ACF	3000L	40K				
		ACG	3500L	45K				
			4000L					
FVRL	22	ACR	2000L	35K	1C	120	LD1	G
		ACF	2500L	40K				
		ACG	3000L	45K				
			2500LH					
			3000LH					
			3500LH					
	4000LH							
FVRL	24	ACR	4000L	35K	1C	120	LD1	G
		ACF	4500L	40K				
		ACG	5000L	45K				
			5500L					
			4000LH					
			4500LH					
			5000LH					
			5500LH					
			6000LH					

### factory options

choose any/all listed factory options

air return	chicago plenum	drywall frame kit	flex whip	emergency battery pack
AR	CP	DF	FW	EM

AR	CP	DF	FW	EM
----	----	----	----	----

AR	CP	DF	FW	EM
----	----	----	----	----

### finish

matte satin white

WH

WH

WH

Terms: 1'x4' - 50 pieces or less.  
2'x2' & 2'x4' - 100 pieces or less.

Choose your specifications in each category and combine to determine a full catalog number.  
Must provide voltage if EM specified.



# Q Avenue® B & 6 LED

## 10 Day Quickship Configurations

### luminaire style

#### Avenue B



10  
DAY

#### Avenue 6



10  
DAY

### standard options

specify your base luminaire

luminaire series	shielding	led system	color temperature	circuits	voltage	driver	ceiling configurations
FAVBL	CR SR FL	LL1 LL2	35K	1C	120 277	LD1	F G1, G2, G3, G4, G5 T1, T1T, T2, T2T, T4, T4T, T5, T5T, T6, T6T
FAVBTZL	CR SR FL	LL1 LL2	35K	1C	120 277	LD1	T5, T6
FAV6L compatible with Armstrong® TechZone®	CR SR FL	LL1 LL2	35K	1C	120 277	LD1	F G1, G2, G3, G4, G5 T1, T2, T4, T5, T6

### factory options

choose any/all listed factory options

chicago plenum	emergency battery pack	flex whip
CP	EM	FW
CP	EM	FW
CP	EM	FW

### finish

matte satin white
WH
WH
WH

### length

luminaire length
4'
4'
3' 4'

Terms: 100 pieces or less.

Choose your specifications in each category and combine to determine a full catalog number.  
Must provide voltage if EM specified.

# Seem<sup>®</sup> 4 LED

## 10 Day Quickship Configurations

### luminaire style



### standard options

specify your base luminaire

luminaire series	shielding	led system	color temperature	circuits	voltage	driver	ceiling configurations
FSM4L	FL	275LF 375LF 625LF 875LF 1000LF	30K 35K	1C	UNV	LD1	G1, G2, G3 T1, T2, TF XFF, XFN

### factory options

choose any/all listed factory options

emergency circuit	emergency battery pack
QEC*	QEM*

### finish

matte white housing

WH

### length

luminaire length

4'  
8'  
run lengths in 4' increments

Terms: 400' total. \*QEM/QEC available in 625LF, 875LF, and 1000LF ONLY; 24' maximum length. Emergency battery located in last 4' section.

Choose your specifications in each category and combine to determine a full catalog number.

### luminaire style

#### round

4.5" aperture



5  
DAY

#### square

4.5" x 4.5"



5  
DAY

#### round

4.5" aperture



5  
DAY

#### square

4.5" x 4.5"



5  
DAY

### housing ordering

housing series	trim type	lumen output	voltage	driver	housing type
FLC4D	R0	1000L 1500L 2000L 2500L	120 277	LD1	T
FLC44D	S0	1000L 1500L 2000L 2500L	120 277	LD1	T
FLC4W	R0	500L 1000L 1500L	120 277	LD1	T
FLC44W	S0	500L 1000L 1500L	120 277	LD1	T

### factory options

bar hangers	chicago plenum	emergency battery pack
BH	CP	EM
BH	CP	EM
BH	CP	EM
BH	CP	EM

### trim ordering

trim aperture	trim type	lumen output	color temperature	optic	color	flange finish
LC4 LC4EM	RD	1000L 1500L 2000L 2500L	30K 35K	DN	CD	NP WP
LC44 LC44EM	SQ	1000L 1500L 2000L 2500L	30K 35K	DN	CD	WH
LC4 LC4EM	RD	500L 1000L 1500L	30K 35K	WW	CD	NP WP
LC44 LC44EM	SQ	500L 1000L 1500L	30K 35K	WW	CD	WH

Terms: FLC4D & FLC44D - 100 pieces or less.  
FLC4W & FLC44W - 50 pieces or less.

Choose your specifications in each category and combine to determine a full catalog number.

# Q ID® LED REMOTE PHOSPHOR

## 10 Day Quickship Configurations

### luminaire style

#### round

4.5" aperture



10  
DAY

#### square

4.5" x 4.5"



10  
DAY

Terms: 50 pieces or less.

### housing ordering

housing series	trim type	led module	color temperature	voltage	driver	housing type
FL4D	R0	11LED 15LED	30K 35K	120 277	LD1	T
FL44F	S0	11LED 15LED	30K 35K	120 277	LD1	T

### factory options

bar hangers	chicago plenum
BH	CP
BH	CP

### trim ordering

trim aperture	trim type	optic	color	flange finish
L4	RD	DN	CD	NP WP
L44	SQ	DN	CD	WH


Choose your specifications in each category and combine to determine a full catalog number.

# Q Avenue® A & B

## 10 Day Quickship Configurations


### luminaire style

#### Avenue A



10  
DAY

#### Avenue B



10  
DAY

### standard options

specify your base luminaire

luminaire series	shielding	lamping	circuit	voltage	ballast	ceiling configurations
FAVA	NS	1T5	1C	120	S	F
	RL	1T5H0		277		G1, G2, G3
FAVB	CR	1T5	1C	120	S	F
	SR	1T5H0		277		G1, G2, G3
	PL					
	FL					
	PW					

### factory options

choose any/all listed factory options

chicago plenum	emergency battery pack	positional clips	hlr/glr fuse	flex whip	include lamps
CP	EM	EQ	FU	FW	L835
CP	EM	EQ	FU	FW	L835

### finish

matte satin white

WH

WH

### length

luminaire length

4'

3'  
4'

Terms: 100 pieces or less. Drywall yoke can ship in five days if required.

Choose your specifications in each category and combine to determine a full catalog number. Must provide voltage if EM specified.

# Equation™

## 10 Day Quickship Configurations

### luminaire style



### standard options

specify your base luminaire

luminaire series	nominal size	lamp quantity	lamp type	circuit	voltage	ballast	mounting	shielding
FEQ	14	1	T8	1C	120	S	G	AL
		2	T5HO T5	2C	277		ST	WP
FEQ	22	1	BX40	1C	120	S	G	AL
		2	BX50	2C	277		ST	WP
		3	BX55 T5 T5HO T8					
FEQ	24	1	T5	1C	120	S	G	AL
		2	T5HO	2C	277		ST	WP
		3	T8					

### factory options

choose any/all listed factory options

air return	chicago plenum	drywall frame kit	emergency battery pack	hlr/glr fuse	flex whip	include lamps	matte satin white
AR	CP	DF	EM	FU	FW	L835	WH
AR	CP	DF	EM	FU	FW	L835	WH
AR	CP	DF	EM	FU	FW	L835	WH

Terms: 50 pieces or less.

Choose your specifications in each category and combine to determine a full catalog number.  
Must provide voltage if EM specified.

# Q Luna<sup>®</sup>

## 5 and 10 Day Quickship Configurations

### luminaire style



### standard options

specify your base luminaire

luminaire series	nominal size	shielding	lamp quantity	lamp type	circuit	voltage	ballast	mounting
FLU	14	PS	2	T8	1C	120	S	G
		RLP	3	T5	2C (3 lamp)	277		ST
				T5H0				
FLU	22	PS	2	BX40	1C	120	S	G
						277		
FLU	22	PS	2	Bx40	1C	120	S	G
		RLP	3	T8	2C (3 lamp)	277		ST
				T5				T5H0
FLU	24	PS	2	T8	1C	120	S	G
			3		2C (3 lamp)	277		
FLU	24	PS	2	T8	1C	120	S	G
		RLP	3	T5	2C (3 lamp)	277		ST
				T5H0				

### factory options

choose any/all listed factory options

air return	chicago plenum	drywall frame kit	emergency battery pack	positional clips	hlr/blr fuse	flex whip	include lamps
AR	CP	DF	EM	EQ	FU	FW	L835
(n/a)	(n/a)	DF	EM	EQ	(n/a)	FW	L835
AR	CP	DF	EM	EQ	FU	FW	L835
(n/a)	(n/a)	DF	EM	EQ	(n/a)	FW	L835
AR	CP	DF	EM	EQ	FU	FW	L835

### finish

matte satin white

WH

WH

WH

WH

WH

Terms: 300 pieces or less.

Choose your specifications in each category and combine to determine a full catalog number. Must provide voltage if EM specified.

# Skylite®

## 5 and 10 Day Quickship Configurations

### luminaire style



### standard options

specify your base luminaire

luminaire series	nominal size & distribution	lamp quantity	lamp type	voltage	ballast	mounting	shielding
FBX	14-B	2	T8 T5 T5HO	120 277	S	G ST	PS
FBX	22-B	2	BX40	120 277	S	G	PS
FBX	22-B	2	Bx40 T8 T5 T5HO	120 277	S	G ST	PS
FBX	24-B	2	T8	120 277	S	G	PS
FBX	24-B	2	T8 T5 T5HO	120 277	S	G ST	PS

### factory options

choose any/all listed factory options

air return	chicago plenum	drywall frame kit	emergency battery pack	positional clips	hlr/blr fuse	flex whip	include lamps
AR	CP	DF	EM	EQ	FU	FW	L835
(n/a)	(n/a)	DF	EM	EQ	(n/a)	FW	L835
AR	CP	DF	EM	EQ	FU	FW	L835
(n/a)	(n/a)	DF	EM	EQ	(n/a)	FW	L835
AR	CP	DF	EM	EQ	FU	FW	L835

### finish

matte satin white

WH
WH
WH
WH
WH

Terms: 300 pieces or less.

Choose your specifications in each category and combine to determine a full catalog number. Must provide voltage if EM specified.



# Q Evolution™

## 10 Day Quickship Configurations

### luminaire style



### standard options

specify your base luminaire

luminaire series	shielding	lampping	circuit	voltage	ballast	mounting
FEVS	PL	1T8 1T5 1T5HO 2T8 2T5 2T5HO	1C 2C	120 277	S	C24 C48 C96 SM

### factory options

choose any/all listed factory options

emergency circuit	emergency battery pack	hlr/glr fuse	include lamps
EC	EM	FU	L835

### finish

titanium silver

TS

### length\*

4'  
8'  
12'  
16'  
20'  
24'

Terms: 1500 linear feet or less.

\*Longer run lengths available; consult factory for availability.


Choose your specifications in each category and combine to determine a full catalog number.  
Must provide voltage if EM specified.

# Q Verve® II & III

## 10 Day Quickship Configurations


### luminaire style

Verve II  
suspended



10  
DAY

wall mount



10  
DAY

### standard options

specify your base luminaire

luminaire series	shielding	lamping	circuit	voltage	ballast	mounting
FV2S	PS SL	2T5	1C	120	S	C24 C48 C96
		3T5	2C	277		
		1T5HO				
		2T5HO				
		3T5HO				
FV2W	PS SL	1T5	1C	120	S	WM
		1T5HO		277		
		2T5				
		2T5HO				
		1T8				

### factory options

choose any/all listed factory options

dust cover	emergency circuit	emergency battery pack	hlr/glr fuse	include lamps
DC	EC	EM	FU	L835
DC	EC	EM	FU	L835

### finish

WH  
TS

WH  
TS

WH  
TS

### length\*

4'  
8'  
12'  
16'  
20'  
24'

4'  
8'  
12'  
16'  
20'

4'  
8'  
12'  
16'  
20'  
24'

Terms: 2500 linear feet or less.

Verve II  
louver



10  
DAY

FV3S	PL	2T5	1C	120	S	C24 C48 C96
		3T5	2C	277		
		1T5HO				
		2T5HO				
		3T5HO				
		2T8				
		3T8				

DC	EC	EM	FU	L835
----	----	----	----	------

WH  
TS

4'  
8'  
12'  
16'  
20'  
24'

Terms: 1500 linear feet or less.

\*Longer run lengths available; consult factory for availability.

Choose your specifications in each category and combine to determine a full catalog number.  
Must provide voltage if EM specified.

# Q ID® MR16

## 5 Day Quickship Configurations

**luminaire style**

**round**  
1 1/8" aperture  
  
5 DAY

**round**  
2 5/8" aperture  
  
5 DAY

**square**  
1 1/8" aperture  
  
5 DAY

**square**  
1 11/16" aperture  
  
5 DAY

**housing order**

housing series	lamp	transformer type	faceplate type	housing type
FD4	MR	E1 E2	RF RO	T
FD4	MR	E1 E2	RF RO	T
FD4	MR	E1 E2	SF SO	T
FD4	MR	E1 E2	SF SO	T

**factory options**

bar hangers
BH
BH
BH
BH

**finish**

trim aperture	faceplate type	optic	color	faceplate finish
D1	RF RO	PIN PINX PINF PINXF PL SLOT	(n/a)	WH BK TS AL
D2	RF RO	AA DNF WW	CS CD BS WD BB* WB*	WH BK TS AL
D1	SF SO	AA WW	(n/a)	WH BK TS AL
D2	SF SO	AA DNF WW	CS CD BS BB** WB**	WH BK TS AL

Terms: 50 pieces or less.  
\*Available for AA & DNF only. \*\*Available for DNF only.

A complete unit consists of two line items, housing, and trim.

# Q ID® CFL Housing

## 10 Day Quickship Configurations

### luminaire style

CFL housing\*



**10**  
DAY

### standard options

specify your base luminaire

housing series	lamp	ballast	voltage	faceplate type	housing type
FC44	18TT	S	120	SF	T
	26TT		277	SO	
	32TT				

### factory options

choose any/all listed factory options

bar hangers	chicago plenum	hlr/glr fuse
BH	CP	FU

Terms: 50 pieces or less.

\*Quickship available for Housings only. Standard lead time for trims is 4 weeks.

Choose your specifications in each category and combine to determine a full catalog number.

Must provide voltage if EM specified.



T H E  
A R T O F  
L I G H T®

 Follow us @focalpointlight

© 2016 Focal Point LLC, 4141 S. Pulaski Road, Chicago, Illinois 60632  
[www.focalpointlights.com](http://www.focalpointlights.com), T 773.247.9494

All rights reserved. Focal Point, The Art of Light, Aerion, Amica, Avenue, Equation, Evolution, ID, Luna, Seem, Skylite, Veer, Verve and the Light-Ray Graphic are trademarks or registered trademarks of Focal Point, LLC. Visit [focalpointlights.com](http://focalpointlights.com) for specifications and other details on our entire Focal Point catalog.