



Seem® 1 Acoustic


LED INDIRECT




90° corner detail




'L' pattern




Seem 1 Acoustic Unlit companion



The Naturals collection - Direct companion in Light Oak shown

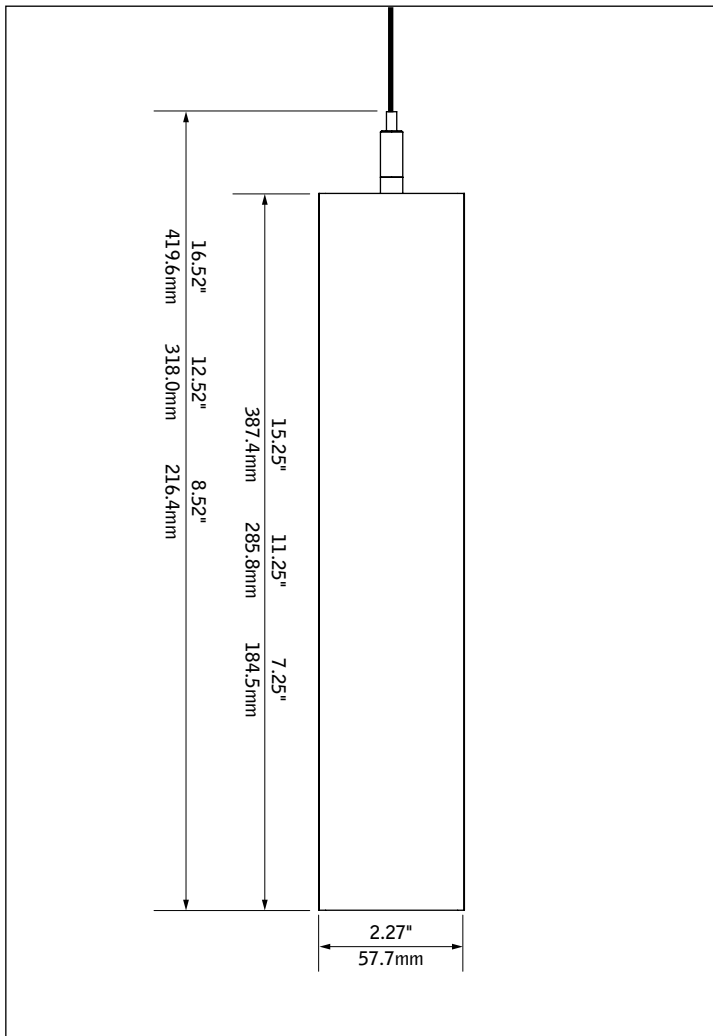


AirCore Blade companion



Seem 1 Acoustic Trio companion

DIMENSIONAL DATA



FEATURES

Narrow, sound absorbing 1.5" aperture linear indirect acoustic LED luminaire.

Available in 3' to 208' lengths in 1" increments with 8", 12" or 16" nominal housing heights. in straight lengths or patterns with 90° corners.

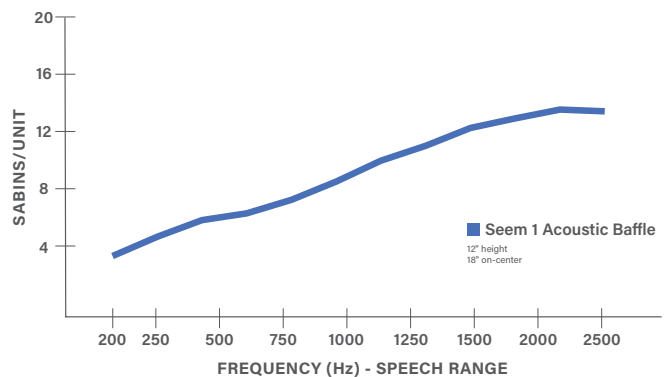
Indirect batwing optic allows for wide on-center spacing while maintaining ceiling uniformity.

AirCore® Technology: patented, eco-friendly technology that maximizes sound absorption and reduces ecological impact.

Pair with Seem 1 Acoustic unlit baffle, Seem 1 Acoustic Trio, AirCore Blade®, or TruBlade® to create a coordinated look in interior spaces.

Available with The Naturals, a series of finishes that exude biophilic beauty.

ACOUSTIC PERFORMANCE

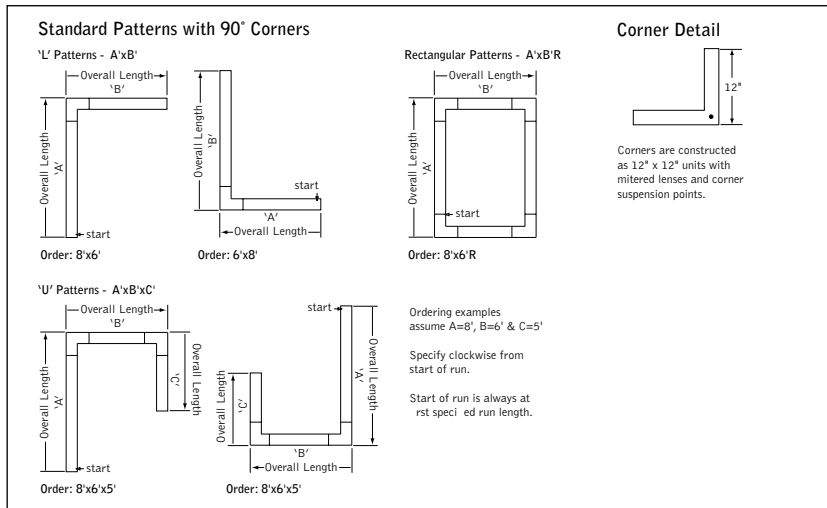


All products were tested in multiple configured arrays. Total absorption will vary based on configuration. Please refer to ASTM C423 reports for more information.

fixture:

project:

DETAILS



SPECIFICATIONS

Acoustic Material

Content	Housing material is 100% polyester containing up to 50% of recycled plastic bottles (PET felt) and is moisture resistant. See page 3 for color offering. Acoustic material colors are subject to change without notice. For the most current color options, please visit focalpointlights.com/acousticsolutions. Lead times may vary depending on color.
Cleaning and Care	Remove dust and debris with a clean, soft, lint-free cloth or vacuum
PET Thickness	9mm
Surface Burning Characteristics	ASTM E84 Class A / CAN ULC S102 Flame Spread: 0, Smoke Development Index: 300

Acoustic Performance

Acoustic testing is performed on all Focal Point acoustic products and varies based on installation and configuration. ASTM C423 test reports can be downloaded from focalpointlights.com. Contact acoustic.solutions@focalpointlights.com for technical questions.

Sabins	Sabins is a unit of sound absorption. It measures how well one square foot of material absorbs sound. Focal Point has averaged the Sabins per unit at four specific frequency bands representing the human speech range (250, 500, 1000, 2000 Hz) to determine the Sabins per product. 8' length, 12" height: 12" OC = 5.08 Sabins, 18" OC = 9.05 Sabins, 24" OC = 9.46 Sabins
---------------	---

LED System

Proprietary linear LED module incorporates premium LEDs on a robust platform to achieve excellent thermal management. LEDs are placed to promote a uniform appearance. Available in 2700K, 3000K, 3500K or 4000K with both 80 and 90 CRI options. LED drivers are replaceable from above. Color accuracy <3 SDCM.

Weight

12" height, 4' length = 10.75lbs. 12" height, 6' length = 16.13lbs. 12" height, 8' length = 21.5lbs.

Optic

Reflector fabricated of 22 Ga. steel finished in Matte White powder coat. 0.02" thick clear acrylic dust cover.

Mounting

Minimum mounting height 7.5" from the ceiling.

Electrical

Luminaires are pre-wired with factory installed branch circuit wiring and over-molded quick connects. Standard 120-277V constant current driver includes 0-10V analog dimming. Power factor > .9. Power cord white as standard.

Canopy

Polyester powder coat applied over a multi-stage pre-treatment. Canopy white as standard.

Labels

UL and cUL listed. Suitable for Dry Locations, indoor use only.

Lumen Maintenance

Reported: L70 at >61,000 hours Calculated: L70 at 470,000 hours
L90 at >61,000 hours L90 at 115,000 hours

Derived from EPA TM-21 calculator. Based on typical conditions, consult factory for additional data.

Reliability

At Focal Point, our products are designed to stand the test of time. Each luminaire is engineered using superior components, manufactured with the utmost care and rigorously tested. Contact us for reliability data.

Warranty

LED system rated for operation in ambient environments up to 25°C and when mounted no less than 7.5" from the ceiling. 5-year limited warranty.

4' PERFORMANCE CHART

See page 4

ORDERING

Luminaire Series

Seem 1 Acoustic Indirect LED **ASM1S**

Shielding

Batwing Top/Solid Bottom **BWSD**

Dust Cover Top/Solid Bottom **DCSD**

Luminaire Height

(heights are nominal)

8" 8
12" 12
16" 16

Lumen Output

125 Lumens per foot **125LF**
(4' minimum. Consult factory for Lutron & DALI)
250 Lumens per foot **250LF**
375 Lumens per foot **375LF**
500 Lumens per foot **500LF**
625 Lumens per foot **625LF**
800 Lumens per foot **800LF**

Color Temperature

2700K, 80CRI or 90CRI **27K or 927K**
3000K, 80CRI or 90CRI **30K or 930K**
3500K, 80CRI or 90CRI **35K or 935K**
4000K, 80CRI or 90CRI **40K or 940K**

Circuit

Single Circuit **1C**

Voltage

120/277 UNV Volt **UNV**

Control System & Dimming Level

0-10V - 10% Dimming **LD1**
0-10V - 1% Dimming **L11**
Lutron Hi-Lume EcoSystem (LDE) - 1% Dimming **LH1**
DALI 1% Dimming **D11**

Mounting

(Mounting hang kits ship with order. Power cable is 18" longer than suspension length.)

24" Cable Suspension **J24**

48" Cable Suspension **J48**

96" Cable Suspension **J96**

120" Cable Suspension **J120**

(Specify canopy color White (WH), Black (BK) or Titanium Silver (TS). Example: J24WH.)
(Consult factory for sloped ceiling applications)

Factory Options

Black Cord **BKCD**

Acoustic Panel Color

See page 3 for color offering

Luminaire Length

(Leave blank for patterns. Luminaires are 3/4" longer than specified and cannot be cut to length or joined in the field.)

Specify length in 1" increments **_ft _in**
from 3' to 208'

(Consult factory for alternate lengths.)

Pattern Options

(Patterns available with LD1 and L11 drivers only.)

(5' minimum leg length for L patterns.
6' minimum leg length for U and Rectangle patterns)

'L' pattern **A' x B'**

'U' pattern **A' x B' x C'**

Rectangular pattern **A' x B' R**

(Consult factory for other pattern options)




10 DAY Options in orange qualify for the Quickship program. Five color options. Available in 4, 6, 8, 10, 12, 14, 16, lengths. Maximum linear feet is 200' of acoustic products per order. Refer to Quickship Guide for complete details.

Acoustic Materials



THE NATURALS (25% SCALE)



LIGHT OAK LOK GRAY ELM GRE CHESTNUT CHT WALNUT WLT

STANDARD PET



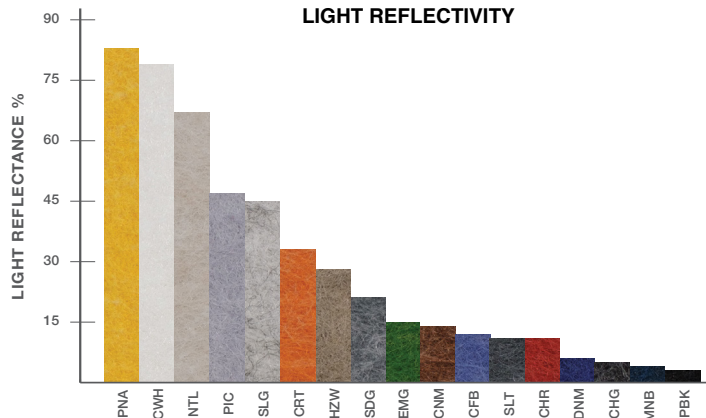
PURE BLACK PBK CHARCOAL GRAY CHG
SLATE SLT SHADOW GRAY SDG
SILVER GRAY SLG PEARL ICE PIC
CLASSIC WHITE CWH NATURAL LINEN NTL
HAZELWOOD HZW

PREMIUM PET



CORNFLOWER BLUE CFB DENIM BLUE DNB MIDNIGHT BLUE MNB DEEP PURPLE DPP
BRICK RED BRD CHERRY RED CHR BERRY BRY BLUSH BLS
DEEP WATER DWT SEAFOAM SFM EMERALD GREEN EMG
CARROT CRT PINEAPPLE PNA
CINNAMON CNM LIMESTONE LMS

LIGHT REFLECTIVITY



Declare.

9mm PET Felt Focal Point, LLC

Final Assembly: Chicago, Illinois, USA
Life Expectancy: 30 Year(s)
End of Life Options: Salvageable/Reusable in its Entirety, Recyclable (100%)

Ingredients:

Polyethylene terephthalate: PET; **N, N'-Ethylene bisstearamide:** Octadecanamide, N,N'-1,2-ethanediylbis-; **Stearic Acid:** Stearic Acid; **Antioxidant 1076:** Benzenepropanoic acid, 3,5-bis(1,1-dimethylethyl)-4-hydroxy-, octadecyl ester; **Antioxidant KY-405:** Benzenamine, 4-(1-methyl-1-phenylethyl)-N-[4-(1-methyl-1-phenylethyl)phenyl]-; **Titanium Dioxide:** Titanium dioxide

Living Building Challenge Criteria: Compliant

I-13 Red List:

LBC Red List Free % Disclosed: 100% at 100ppm
 LBC Red List Approved VOC Content: Not Applicable
 Declared

I-10 Interior Performance: CDPH Standard Method v1.2-2017
 I-14 Responsible Sourcing: Not Applicable

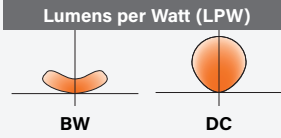
FPL-0001
EXP. 01 APR 2025
Original Issue Date: 2020

MANUFACTURER RESPONSIBLE FOR LABEL ACCURACY
INTERNATIONAL LIVING FUTURE INSTITUTE™ living-future.org/declare

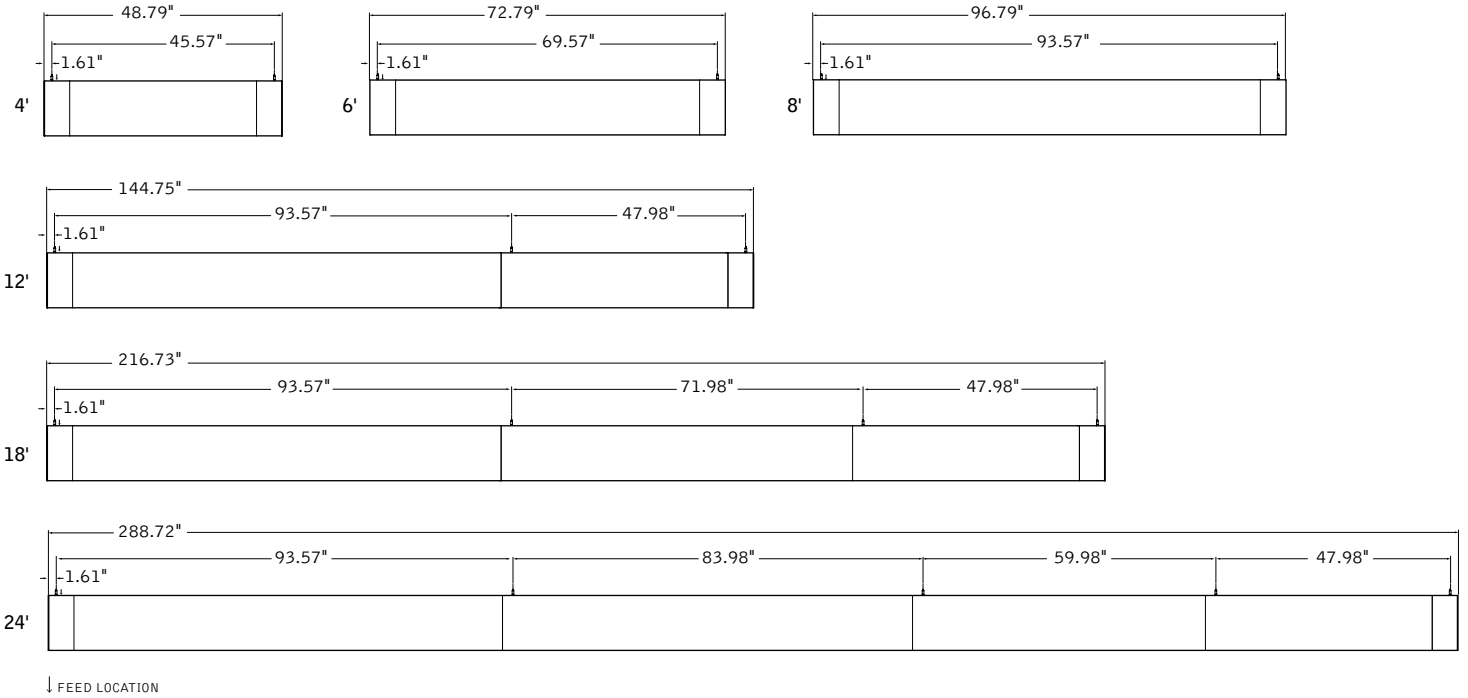
4' PERFORMANCE CHART

Indirect Lumen Output	Delivered Lumens	Tested System Watts	Lumens per Watt (LPW)	
			BW	DC
125LF	500	7	91	96
250LF	1000	8	118	123
375LF	1500	12	130	130
500LF	2000	15	134	134
625LF	2500	18	136	136
800LF	3200	24	133	133

Based on 3500k, 80CRI, 4' lengths. 90 CRI Lumen multiplier = 0.87. Lumen output may vary +/- 5%. Actual wattage may vary +/- 5%



MOUNTING DETAILS



RUN CHART

Run length (ft)	Housing Configuration Section Lengths	# of hang points per run	Run length (ft)	Housing Configuration Section Lengths	# of hang points per run
9	5 + 4	3	29	8 + 7 + 7 + 7	5
10	6 + 4	3	30	8 + 7 + 7 + 8	5
11	7 + 4	3	31	8 + 7 + 7 + 5 + 4	6
12	8 + 4	3	32	8 + 7 + 7 + 6 + 4	6
13	8 + 5	3	33	8 + 7 + 7 + 7 + 4	6
14	8 + 6	3	34	8 + 7 + 7 + 7 + 5	6
15	8 + 7	3	35	8 + 7 + 7 + 7 + 6	6
16	8 + 8	3	36	8 + 7 + 7 + 7 + 7	6
17	8 + 5 + 4	4	37	8 + 7 + 7 + 7 + 8	6
18	8 + 6 + 4	4	38	8 + 7 + 7 + 7 + 5 + 4	7
19	8 + 7 + 4	4	39	8 + 7 + 7 + 7 + 6 + 4	7
20	8 + 7 + 5	4	40	8 + 7 + 7 + 7 + 7 + 4	7
21	8 + 7 + 6	4	41	8 + 7 + 7 + 7 + 7 + 5	7
22	8 + 7 + 7	4	42	8 + 7 + 7 + 7 + 7 + 6	7
23	8 + 7 + 8	4	43	8 + 7 + 7 + 7 + 7 + 7	7
24	8 + 7 + 5 + 4	5	44	8 + 7 + 7 + 7 + 7 + 8	7
25	8 + 7 + 6 + 4	5	45	8 + 7 + 7 + 7 + 7 + 5 + 4	8
26	8 + 7 + 7 + 4	5	46	8 + 7 + 7 + 7 + 7 + 6 + 4	8
27	8 + 7 + 7 + 5	5	47	8 + 7 + 7 + 7 + 7 + 7 + 4	8
28	8 + 7 + 7 + 6	5	48	8 + 7 + 7 + 7 + 7 + 7 + 5	8

Ordering Guide

Indirect Only Linear Circuitry, Zones & Factory Options

HOW TO USE THIS GUIDE

Fill out the worksheet on the following page to specify your requirements for circuitry, zones, and factory options.

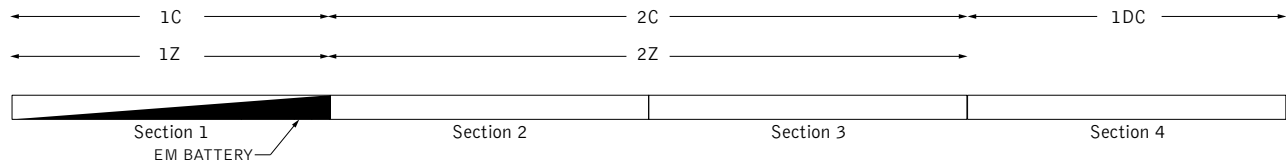
Refer to the run chart for standard run configurations, consult factory for custom configurations.

Complete the Totals / Ordering Codes at the bottom of the worksheet and add to your ordering logic on the cut sheet.

Submit the worksheet along with your order.

TOTAL RUN LENGTH: <u>32ft</u>		JOB NAME: _____			FIXTURE TYPE: _____			
HOUSING SECTION	SECTION LENGTH	SHARED ELECTRICAL FEED, NORMAL POWER			FACTORY OPTIONS			
		SWITCHING CIRCUIT	DIMMING ZONE	DAYLIGHT ZONE	SEPARATE ELECTRICAL FEEDS			EM
DAYLIGHT CIRCUIT	AUXILIARY CIRCUIT				ECD			
1	8	1C	1Z					1EM
2	8	2C	2Z					
3	8	2C	2Z					
4	8				1DC			
Totals / Ordering Codes		2C	2Z		1DC			1EM

ORDERING: FSM1IS-DC-625LF-35K- **2C2Z** -UNV-LD1-C24WH- **1DC-1EM** -WH-32ft



KEY	
C = Switching Circuit Switched Hot / Shared Neutral	DC = Daylight Circuit Switched Hot / Separate Neutral
Z = Dimming Zone Dimming Control Wires	EC = Auxiliary Circuit Switched Hot / Separate Neutral
DL = Daylight Zone Daylight Dimming Control Wires	EM = Backup Battery Pack Unswitched Hot / Shared Neutral
	ECD = Emergency Control Device Unswitched Hot / Separate Neutral

DEFAULTS

- Zones and Factory Options illuminate entire sections from 4' to 8' in length.
- One shared or isolated circuit and zone required per housing section.
- Limit of one EM or ECD per housing section.
- Additional electrical feed required for applications greater than three shared circuits and zones.
- Each DC, EC and ECD require an additional electrical feed.
- ECD not available in the same housing section as EC.
- Longer lead times and additional pricing may apply for custom run configurations.

CUSTOM LENGTHS

- If partial illumination of emergency or daylight section is required, indicate in ordering guide and add "partial illumination" in Order Notes. Drawing required.
- Engineering validation required, longer lead times may apply.

Ordering Guide Worksheet

Linear Circuitry, Zones & Factory Options

TOTAL RUN LENGTH: _____		JOB NAME: _____			FIXTURE TYPE: _____			
HOUSING SECTION	SECTION LENGTH	SHARED ELECTRICAL FEED, NORMAL POWER			FACTORY OPTIONS			
		SWITCHING CIRCUIT	DIMMING ZONE	DAYLIGHT ZONE	SEPARATE ELECTRICAL FEEDS			EM
DAYLIGHT CIRCUIT	AUXILIARY CIRCUIT				ECD			
1								
2								
3								
4								
5								
6								
7								
8								
9								
10								
11								
12								
13								
14								
15								
16								
17								
18								
19								
20								
Totals / Ordering Codes								

WORKSHEET

Combine to create Circuits & Zones ordering code

Enter as individual Factory Options

RUN CHART

Run length (ft)	Housing Configuration Section Lengths	Run length (ft)	Housing Configuration Section Lengths	Run length (ft)	Housing Configuration Section Lengths	Run length (ft)	Housing Configuration Section Lengths
9	5 + 4	21	8 + 8 + 5	33	8 + 8 + 8 + 5 + 4	45	8 + 8 + 8 + 8 + 8 + 5
10	6 + 4	22	8 + 8 + 6	34	8 + 8 + 8 + 6 + 4	46	8 + 8 + 8 + 8 + 8 + 6
11	7 + 4	23	8 + 8 + 7	35	8 + 8 + 8 + 7 + 4	47	8 + 8 + 8 + 8 + 8 + 7
12	8 + 4	24	8 + 8 + 8	36	8 + 8 + 8 + 8 + 4	48	8 + 8 + 8 + 8 + 8 + 8
13	8 + 5	25	8 + 8 + 5 + 4	37	8 + 8 + 8 + 8 + 5		
14	8 + 6	26	8 + 8 + 6 + 4	38	8 + 8 + 8 + 8 + 6		
15	8 + 7	27	8 + 8 + 7 + 4	39	8 + 8 + 8 + 8 + 7		
16	8 + 8	28	8 + 8 + 8 + 4	40	8 + 8 + 8 + 8 + 8		
17	8 + 5 + 4	29	8 + 8 + 8 + 5	41	8 + 8 + 8 + 8 + 5 + 4		
18	8 + 6 + 4	30	8 + 8 + 8 + 6	42	8 + 8 + 8 + 8 + 6 + 4		
19	8 + 7 + 4	31	8 + 8 + 8 + 7	43	8 + 8 + 8 + 8 + 7 + 4		
20	8 + 8 + 4	32	8 + 8 + 8 + 8	44	8 + 8 + 8 + 8 + 8 + 4		

Standard run configurations, consult factory for custom configurations.