




# Seem<sup>®</sup> 2 Acoustic

LED DIRECT/INDIRECT



90° corner detail




Rectangle pattern




Left and right corner pattern



The Naturals collection - Chestnut shown

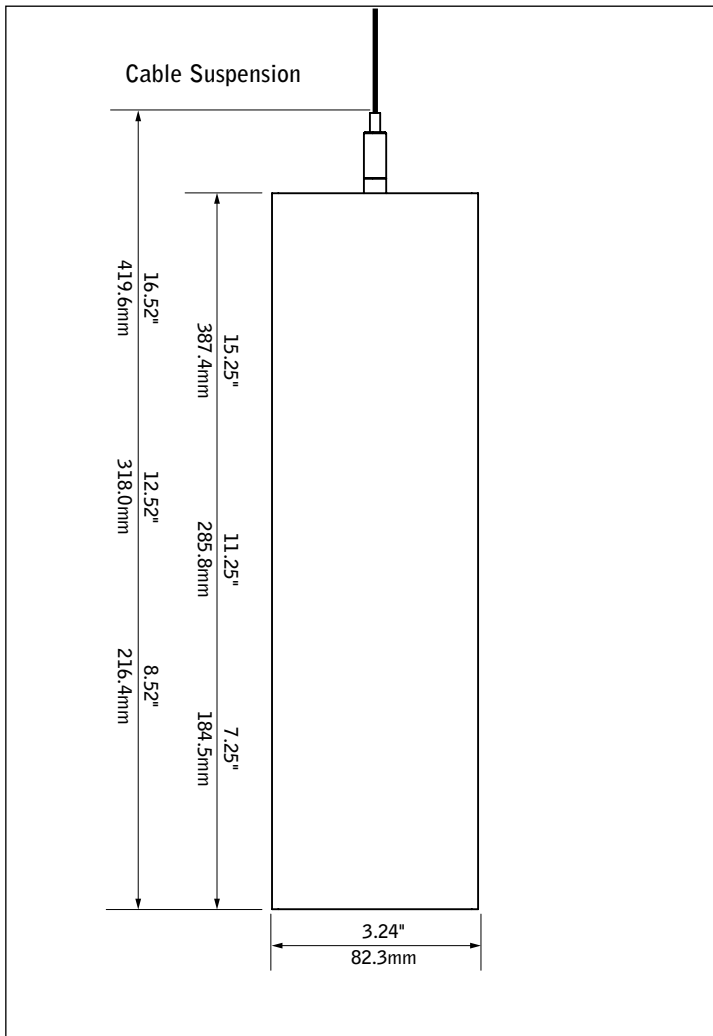


Seem 2 Acoustic Unlit companion



AirCore Blade companion

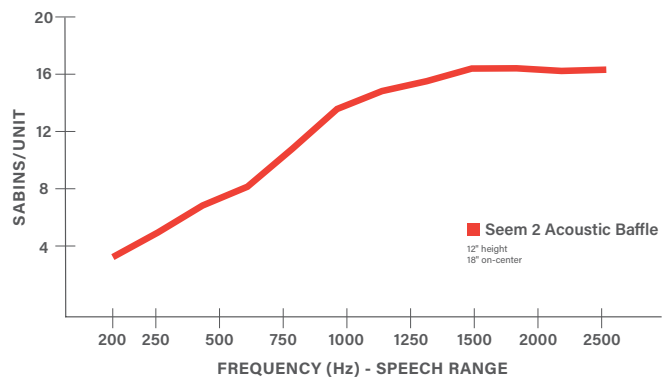
## DIMENSIONAL DATA



## FEATURES

- 2.5" aperture sound absorbing linear direct/indirect LED luminaire.
- Available in 4' to 208' lengths in 1" increments with 8", 12", or 16" nominal housing heights in straight lengths or patterns with 90° corners.
- Frosted acrylic lens provides uninterrupted illumination, without pixels or shadows.
- LED position and lens material optimized to provide the perfect blend of high performance and visual comfort.
- AirCore<sup>®</sup> Technology: patented, eco-friendly technology that maximizes sound absorption and reduces ecological impact.
- Pair with Seem 2 Acoustic unlit baffle, AirCore Blade<sup>®</sup>, or TruBlade<sup>®</sup> to create a coordinated look in interior spaces.
- Available with The Naturals, a series of finishes that exude biophilic beauty.

## ACOUSTIC PERFORMANCE

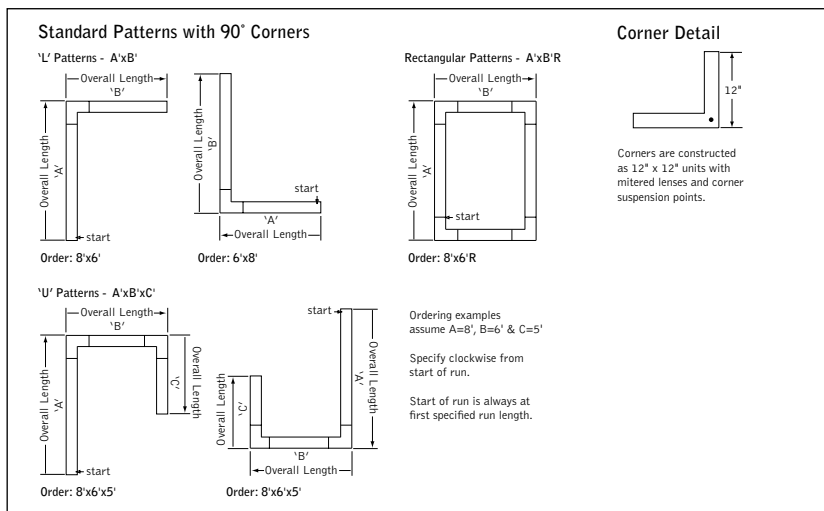


All products were tested in multiple configured arrays. Total absorption will vary based on configuration. Please refer to ASTM C423 reports for more information.

fixture:

project:

**PATTERN DETAILS**



**SPECIFICATIONS**

**Acoustic Material**

<b>Content</b>	Housing material is 100% polyester containing up to 50% of recycled plastic bottles (PET felt) and is moisture resistant. See page 3 for color offering. Acoustic material colors are subject to change without notice. For the most current color options, please visit focalpointlights.com/acoustic-solutions. Lead times may vary depending on color.
<b>Cleaning and Care</b>	Remove dust and debris with a clean, soft, lint-free cloth or vacuum
<b>PET Thickness</b>	9mm
<b>Surface Burning Characteristics</b>	ASTM E84 Class A / CAN ULC S102 Flame Spread: 0, Smoke Development Index: 300

**Acoustic Performance**

Acoustic testing is performed on all Focal Point acoustic products and varies based on installation and configuration. ASTM C423 test reports can be downloaded from focalpointlights.com. Contact acoustic.solutions@focalpointlights.com for technical questions.

<b>Sabins</b>	Sabins is a unit of sound absorption. It measures how well one square foot of material absorbs sound. Focal Point has averaged the Sabins per unit at four specific frequency bands representing the human speech range (250, 500, 1000, 2000 Hz) to determine the Sabins per product. 8' length, 12" height: 12" OC = 10.26 Sabins, 18" OC = 11.67 Sabins, 24" OC = 12.43 Sabins
---------------	--

**LED System**

Proprietary linear LED module incorporates premium LEDs on a robust platform to achieve excellent thermal management. LEDs are placed to promote a uniform appearance. Available in 2700K, 3000K, 3500K or 4000K with both 80 and 90 CRI options. LED drivers are replaceable from above. Color accuracy <3 SDCM.

**Weight-** 12" height, 4' length = 18.6lbs

**Optic**

Reflectors fabricated of 22 Ga. steel finished in Matte White powder coat. Extruded acrylic lens .05" thick with frosted finish, up to 8' continuous. 0.02" thick clear acrylic dust cover.

**Mounting**

Minimum mounting height 7.5" from the ceiling.

**Electrical**

Luminaires are pre-wired with factory installed branch circuit wiring and over-molded quick connects. Standard 120-277V constant current driver includes 0-10V analog dimming. Power factor > .9. Power cord white as standard.

**Canopy**

Polyester powder coat applied over a multi-stage pre-treatment. Canopy white as standard.

**Emergency Battery**

Emergency output - 10 watts for 90 minutes. Maximum mounting height: 16.83 ft  
See EM/EC Guide (page 5) for default locations and ordering details.

**Labels**

UL and cUL listed. Suitable for Dry Locations, indoor use only.

**Lumen Maintenance**

Reported: L70 at >61,000 hours                      Calculated: L70 at 470,000 hours  
                  L90 at >61,000 hours                      L90 at 115,000 hours

Derived from EPA TM-21 calculator. Based on typical conditions, consult factory for additional data.

**Reliability**

At Focal Point, our products are designed to stand the test of time. Each luminaire is engineered using superior components, manufactured with the utmost care and rigorously tested. Contact us for reliability data.

**Warranty**

LED system rated for operation in ambient environments up to 25°C and when mounted no less than 7.5" from the ceiling. 5-year limited warranty.

**4' PERFORMANCE CHART**

See page 4

Focal Point LLC reserves the right to change specifications for product improvement without notification.

**ORDERING**

**Luminaire Series**

Seem 2 Acoustic Direct/Indirect LED ASM2BS

**ASM2BS**

**Shielding**

Asymmetric Optic top	Regress lens bottom	ASRL
	Regress Batwing Lens bottom	ASBW
	Regress Asymmetric Lens bottom	ASAS
Batwing Optic top	Regress lens bottom	BWRL
	Regress Batwing Lens bottom	BWBW
	Regress Asymmetric Lens bottom	BWAS
Dust Cover top	Regress lens bottom	DCRL
	Regress Batwing Lens bottom	DCBW
	Regress Asymmetric Lens bottom	DCAS

**Luminaire Height**

(heights are nominal)

8"	8
12"	12
16"	16

**Direct Distribution**

200 Lumens per foot	200DN
300 Lumens per foot	300DN
400 Lumens per foot	400DN
500 Lumens per foot	500DN
700 Lumens per foot	700DN
900 Lumens per foot	900DN
1000 Lumens per foot	1000DN
1200 Lumens per foot	1200DN

**Indirect Distribution**

200 Lumens per foot	200UP
300 Lumens per foot	300UP
400 Lumens per foot	400UP
500 Lumens per foot	500UP
700 Lumens per foot	700UP
900 Lumens per foot	900UP
1000 Lumens per foot	1000UP

**Color Temperature**

2700K, 80CRI or 90CRI	27K or 927K
3000K, 80CRI or 90CRI	30K or 930K
3500K, 80CRI or 90CRI	35K or 935K
4000K, 80CRI or 90CRI	40K or 940K

**Circuits & Zones**

1 Circuit, non-emergency	1C
2 non-emergency circuits provide independent control of Direct and Indirect sources	2C
Consult Ordering Guide on page 5 for multiple circuiting and zoning options	_C_Z_DL

**Voltage**

120/277 UNV Volt UNV

**Control System & Dimming Level**

0-10V - 10% Dimming	LD1
0-10V - 1% Dimming	L11
Lutron Hi-Lume EcoSystem (LDE1) - 1% Dimming	LH1
DALI 1% Dimming	D11

**Mounting**

(Mounting hang kits ship with order. Power cable is 18" longer than suspension length. Consult factory for longer power cable lengths.)

24" Cable Suspension	J24 __
48" Cable Suspension	J48 __
96" Cable Suspension	J96 __
120" Cable Suspension	J120 __

(Specify canopy color White (WH), Black (BK) or Titanium Silver (TS). Example: J24WH.)  
(Consult factory for sloped ceiling applications)

**Factory Options**

(See Ordering Guide on page 5 for ordering details for DC, EC, EM & ECD.)

Black Cord	BKCD
Daylight Circuit	_DC
Emergency Circuit	_EC
Emergency Battery Pack	_EM
Emergency Control Device	_ECD

†(6' minimum length. Consult factory for available options.)

**Acoustic Panel Color**

See page 3 for color offering

**Luminaire Length**

(Leave blank for patterns. Luminaires are 3/4" longer than specified and cannot be cut to length or joined in the field.)

Specify length in 1" increments    \_\_ft \_\_in  
from 4' to 208'

(16' maximum for DTG, consult factory for alternate lengths.)

**Pattern Options**

(Patterns available with LD1 and L11 drivers only)  
(5' minimum leg length for L patterns.  
6' minimum leg length for U and Rectangle patterns)

'L' pattern	A' x B'
'U' pattern	A' x B' x C'
Rectangular pattern	A' x B' R

(Consult factory for other pattern options)

# Acoustic Materials



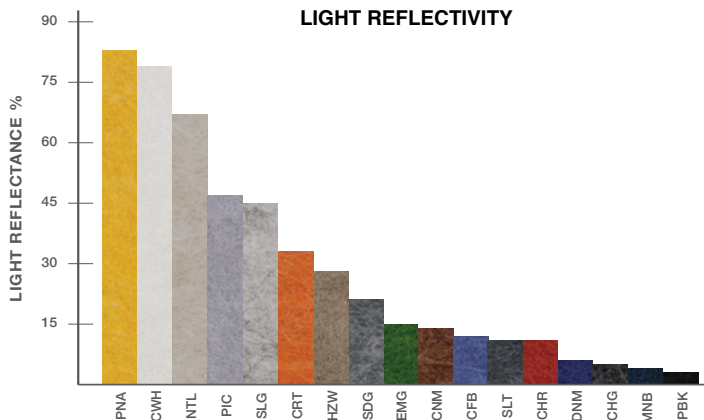
## THE NATURALS (25% SCALE)



## STANDARD PET



## PREMIUM PET



**9mm PET Felt**  
Focal Point, LLC

**Final Assembly:** Chicago, Illinois, USA  
**Life Expectancy:** 30 Year(s)  
**End of Life Options:** Salvageable/Reusable in its Entirety, Recyclable (100%)

**Ingredients:**

**Polyethylene terephthalate:** PET; **N, N'-Ethylene bisstearamide:** Octadecanamide, N,N'-1,2-ethanediylbis-; **Stearic Acid;** Stearic Acid; **Antioxidant 1076:** Benzenepropanoic acid, 3,5-bis(1,1-dimethylethyl)-4-hydroxy-, octadecyl ester; **Antioxidant KY-405:** Benzenamine, 4-(1-methyl-1-phenylethyl)-N-[4-(1-methyl-1-phenylethyl)phenyl]; **Titanium Dioxide:** Titanium dioxide

**Living Building Challenge Criteria:** Compliant

**I-13 Red List:**

- LBC Red List Free
- LBC Red List Approved
- Declared










**% Disclosed:** 100% at 100ppm  
**VOC Content:** Not Applicable

**I-10 Interior Performance:** CDPH Standard Method v1.2-2017  
**I-14 Responsible Sourcing:** Not Applicable

FPL-0001  
EXP. 01 APR 2025  
Original Issue Date: 2020

INTERNATIONAL LIVING FUTURE INSTITUTE™ [living-future.org/declare](http://living-future.org/declare)

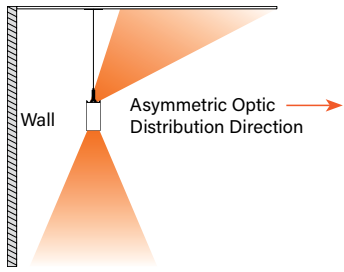
#### 4' PERFORMANCE CHART

Direct Distribution	Indirect Distribution	Distribution % (Direct/Indirect)	Total Delivered Lumens	Tested System Watts	Lumens per Watt (LPW)								
													
					ASRL	ASAS	ASBW	BWRL	BWAS	BWBW	DCRL	DCAS	DCBW
200DN	200UP	50/50	1600	15	108	113	111	109	114	113	110	115	113
	300UP	40/60	2000	18	113	117	116	114	119	117	115	119	118
	400UP	33/67	2400	20	118	122	120	119	123	121	120	124	123
	500UP	29/71	2800	23	121	124	123	123	126	125	124	127	126
	700UP	22/78	3600	29	122	124	123	124	126	125	125	128	127
	900UP	18/82	4400	35	123	125	125	125	128	127	127	129	129
	1000UP	17/83	4800	38	124	126	125	126	128	127	128	130	129
300DN	200UP	60/40	2000	18	109	115	113	110	116	114	110	117	114
	300UP	50/50	2400	21	112	119	116	114	120	117	114	120	118
	400UP	43/57	2800	24	117	122	120	118	123	121	119	124	122
	500UP	38/62	3200	26	119	125	123	121	126	124	122	127	125
	700UP	30/70	4000	33	120	124	123	122	126	125	123	128	126
	900UP	25/75	4800	39	122	125	124	124	127	126	125	129	128
	1000UP	23/77	5200	41	123	126	125	124	128	127	126	130	128
400DN	200UP	67/33	2400	22	111	119	116	111	120	117	111	120	117
	300UP	57/43	2800	24	114	121	118	115	122	119	115	123	120
	400UP	50/50	3200	27	117	124	121	118	125	122	119	126	123
	500UP	44/56	3600	30	120	126	124	121	127	125	122	128	126
	700UP	36/64	4400	36	120	126	124	122	127	125	123	129	127
	900UP	31/69	5200	42	122	126	125	124	128	127	125	130	128
	1000UP	29/71	5600	45	122	127	125	124	129	127	126	130	129
500DN	200UP	71/29	2800	25	111	121	117	112	121	118	112	122	118
	300UP	63/37	3200	28	114	122	119	115	123	120	115	124	121
	400UP	56/44	3600	30	117	125	122	118	126	123	119	127	124
	500UP	50/50	4000	33	119	127	124	120	128	125	121	129	126
	700UP	42/58	4800	39	120	126	124	122	128	126	123	129	127
	900UP	36/64	5600	45	121	127	125	123	129	127	124	130	128
	1000UP	33/67	6000	48	122	127	125	124	129	127	125	130	128
700DN	200UP	78/22	3600	33	109	119	115	109	120	116	109	120	116
	300UP	70/30	4000	36	111	121	117	111	121	118	112	122	118
	400UP	64/36	4400	38	114	123	119	114	124	120	115	124	121
	500UP	58/42	4800	41	116	124	121	116	125	122	117	126	123
	700UP	50/50	5600	47	117	124	122	118	126	123	119	127	124
	900UP	44/56	6400	53	118	125	123	120	127	124	121	128	125
	1000UP	41/59	6800	56	119	125	123	120	127	125	121	128	126
900DN	200UP	82/18	4400	41	107	119	115	108	120	115	108	120	115
	300UP	75/25	4800	4	109	120	116	110	121	117	110	121	117
	400UP	69/31	5200	46	112	122	118	112	123	119	113	123	119
	500UP	64/36	5600	49	114	124	120	114	124	121	115	125	121
	700UP	56/44	6400	55	115	124	120	116	125	121	116	126	122
	900UP	50/50	7200	61	116	124	121	117	126	123	118	127	124
	1000UP	47/53	7600	64	117	125	122	118	126	123	119	127	124
1000DN	200UP	83/17	4800	45	107	119	114	107	119	115	107	119	115
	300UP	77/23	5200	48	109	120	116	109	120	116	109	121	117
	400UP	71/29	5600	50	111	122	118	111	122	118	112	123	119
	500UP	67/33	6000	53	113	123	119	113	124	120	114	124	120
	700UP	59/41	6800	59	114	123	120	115	124	121	115	125	121
	900UP	53/47	7600	65	115	124	121	116	125	122	117	126	123
	1000UP	50/50	8000	68	116	124	121	117	125	122	118	127	123
1200DN	200UP	86/14	5600	53	105	118	113	106	118	113	106	118	113
	300UP	80/20	6000	56	107	119	114	107	119	115	108	119	115
	400UP	75/25	6400	58	109	120	116	109	121	117	110	121	117
	500UP	71/29	6800	61	111	121	117	111	122	118	111	123	119
	700UP	63/37	7600	67	112	122	118	113	123	119	113	123	120
	900UP	57/43	8400	73	113	123	119	114	124	120	115	125	121
	1000UP	55/45	8800	76	114	123	120	115	124	121	116	125	122

\*Based on 3500K, 80CRI, 4' lengths. Lumen multipliers: Dust Cover Top = 1.23, 90 CRI = 0.87. Lumen output may vary +/- 5%. Actual wattage may vary +/- 5%.

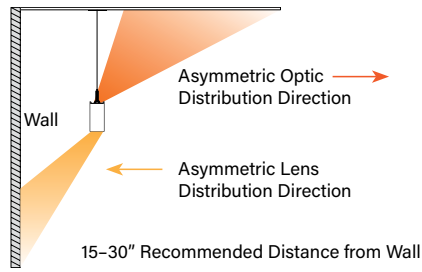
**INDIRECT ASYMMETRIC**

Standard Application Example

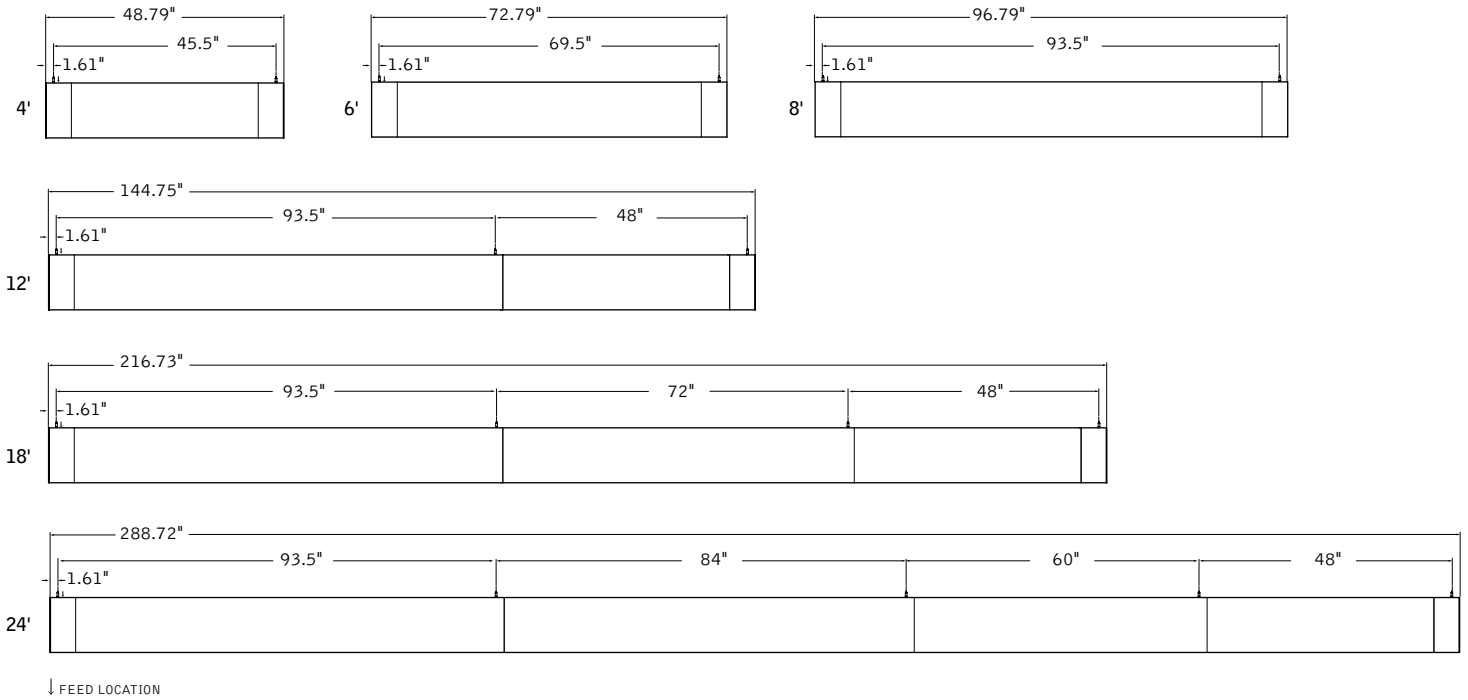


**DIRECT/INDIRECT ASYMMETRIC**

Standard Application Example



**MOUNTING DETAILS** (see Run Chart on following page for number of hang points per run)



# Ordering Guide

## Linear Circuitry, Zones & Factory Options

### HOW TO USE THIS GUIDE

Fill out the worksheet on the following page to specify your requirements for circuitry, zones, and factory options.

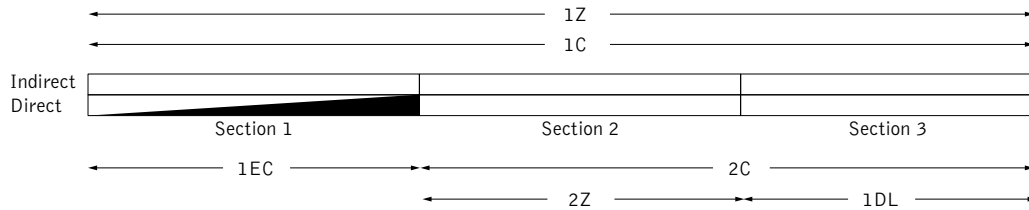
Refer to the run chart for standard run configurations, consult factory for custom configurations.

Complete the Totals / Ordering Codes at the bottom of the worksheet and add to your ordering logic on the cut sheet.

Submit the worksheet along with your order.

TOTAL RUN LENGTH: <u>20ft</u>		JOB NAME: _____				FIXTURE TYPE: _____			
HOUSING SECTION	SECTION LENGTH	LIGHT DISTRIBUTION	SHARED ELECTRICAL FEED, NORMAL POWER			FACTORY OPTIONS			
			SWITCHING CIRCUIT	DIMMING ZONE	DAYLIGHT ZONE	DAYLIGHT CIRCUIT	EMERGENCY CIRCUIT	ECD	EM
1	8	Indirect	1C	1Z					
		Direct					1EC		
2	7	Indirect	1C	1Z					
		Direct	2C	2Z					
3	5	Indirect	1C	1Z					
		Direct	2C		1DL				
<b>Totals / Ordering Codes</b>			<b>2C</b>	<b>2Z</b>	<b>1DL</b>		<b>1EC</b>		

ORDERING: ASM1BS-DCRL-500UP-500DN-35K- **2C2Z1DL** -UNV-LD1-J24- **1EC** -CWH-20ft



### KEY

**C = Switching Circuit**  
Switched Hot / Shared Neutral

**Z = Dimming Zone**  
Dimming Control Wires

**DL = Daylight Zone**  
Daylight Dimming Control Wires

**DC = Daylight Circuit**  
Switched Hot / Separate Neutral

**EC = Emergency Circuit**  
Switched Hot / Separate Neutral

**ECD = Emergency Control Device**  
Unswitched Hot / Separate Neutral

**EM = Emergency Battery**  
Unswitched Hot / Shared Neutral

### DEFAULTS

- Zones and Factory Options illuminate entire sections from 4' to 8' in length.
- EC, EM, and ECD only available for direct distribution.
- One shared or isolated circuit and zone required per housing section.
- Additional electrical feed required for applications greater than three shared circuits and zones.
- Limit of one EM or ECD per housing section.
- Each EC, DC and ECD require an additional electrical feed.
- ECD not available in the same housing section as EC.
- Longer lead times and additional pricing may apply for custom run configurations.

### CUSTOM LENGTHS

- If partial illumination of emergency or daylight section is required, indicate in ordering guide and add "partial illumination" in Order Notes. Drawing required.
- Engineering validation required, longer lead times may apply.

# Ordering Guide Worksheet

Linear Circuitry, Zones & Factory Options

TOTAL RUN LENGTH: _____		JOB NAME: _____				FIXTURE TYPE: _____			
HOUSING SECTION	SECTION LENGTH	LIGHT DISTRIBUTION	SHARED ELECTRICAL FEED, NORMAL POWER			FACTORY OPTIONS			
			SWITCHING CIRCUIT	DIMMING ZONE	DAYLIGHT ZONE	SEPARATE ELECTRICAL FEEDS			EM
					DAYLIGHT CIRCUIT	EMERGENCY CIRCUIT	ECD		
1		Indirect							
		Direct							
2		Indirect							
		Direct							
3		Indirect							
		Direct							
4		Indirect							
		Direct							
5		Indirect							
		Direct							
6		Indirect							
		Direct							
7		Indirect							
		Direct							
8		Indirect							
		Direct							
9		Indirect							
		Direct							
10		Indirect							
		Direct							
11		Indirect							
		Direct							
12		Indirect							
		Direct							
<b>Totals / Ordering Codes</b>									

WORKSHEET

Combine to create Circuits & Zones ordering code

Enter as individual Factory Options

## RUN CHART

Run length (ft)	Housing Configuration Section Lengths	# of hang points per run
9	5 + 4	3
10	6 + 4	3
11	7 + 4	3
12	8 + 4	3
13	8 + 5	3
14	8 + 6	3
15	8 + 7	3
16	8 + 8	3
17	8 + 5 + 4	4
18	8 + 6 + 4	4
19	8 + 7 + 4	4
20	8 + 7 + 5	4
21	8 + 7 + 6	4
22	8 + 7 + 7	4
23	8 + 7 + 8	4
24	8 + 7 + 5 + 4	5
25	8 + 7 + 6 + 4	5
26	8 + 7 + 7 + 4	5
27	8 + 7 + 7 + 5	5

Run length (ft)	Housing Configuration Section Lengths	# of hang points per run
28	8 + 7 + 7 + 6	5
29	8 + 7 + 7 + 7	5
30	8 + 7 + 7 + 8	5
31	8 + 7 + 7 + 5 + 4	6
32	8 + 7 + 7 + 6 + 4	6
33	8 + 7 + 7 + 7 + 4	6
34	8 + 7 + 7 + 7 + 5	6
35	8 + 7 + 7 + 7 + 6	6
36	8 + 7 + 7 + 7 + 7	6
37	8 + 7 + 7 + 7 + 8	6
38	8 + 7 + 7 + 7 + 5 + 4	7
39	8 + 7 + 7 + 7 + 6 + 4	7
40	8 + 7 + 7 + 7 + 7 + 4	7
41	8 + 7 + 7 + 7 + 7 + 5	7
42	8 + 7 + 7 + 7 + 7 + 6	7
43	8 + 7 + 7 + 7 + 7 + 7	7
44	8 + 7 + 7 + 7 + 7 + 8	7
45	8 + 7 + 7 + 7 + 7 + 5 + 4	8
46	8 + 7 + 7 + 7 + 7 + 6 + 4	8