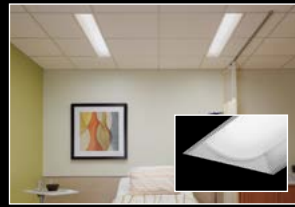


Apollo 8 LED Ambient + Exam

LED




ambient function



exam function

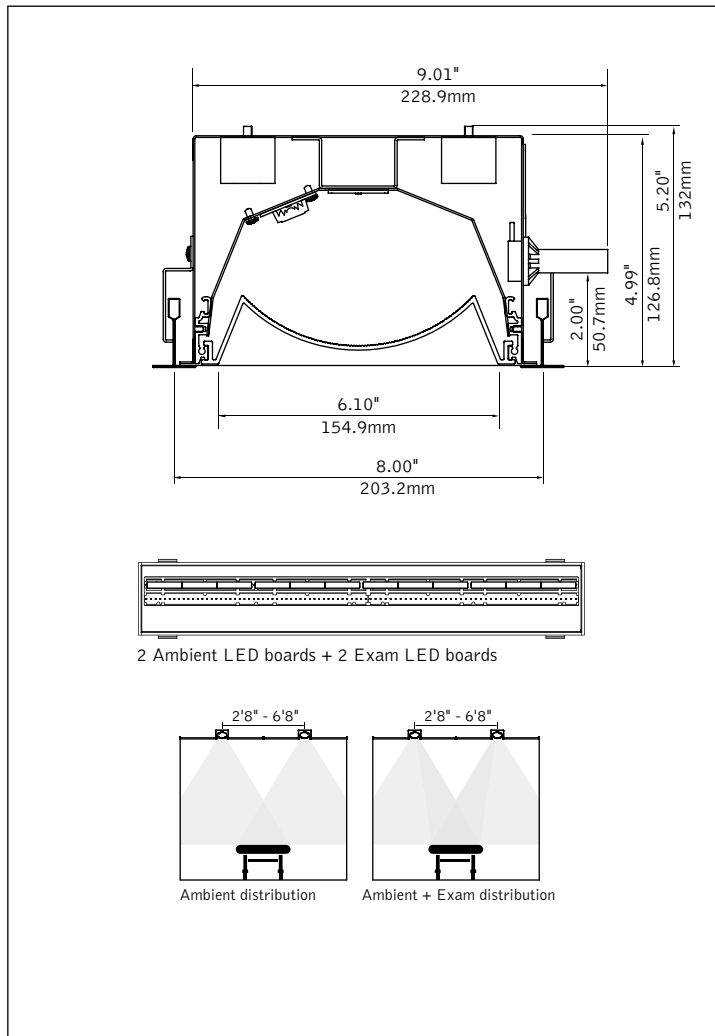


companion ambient only



companion ambient + exam + reading light pair
(reading function shown)

DIMENSIONAL DATA



FEATURES

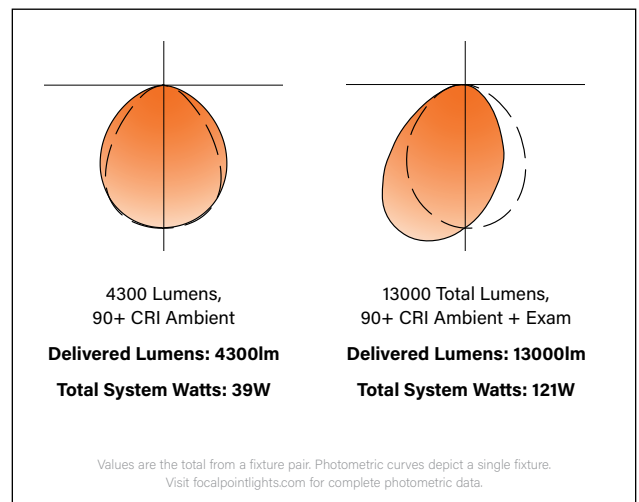
8" wide ambient recessed patient bed light pair with exam function.

Radial extruded acrylic diffuser with internal ribs provides brightness control, even illumination, and easy wipe down for cleaning.

Sold as tandem luminaires with master and satellite connected by a low voltage whip. Single power feed allows for easy maintenance.

Custom Curbell dimmable low voltage controller option enables dimming capabilities from a bedside pillow speaker.

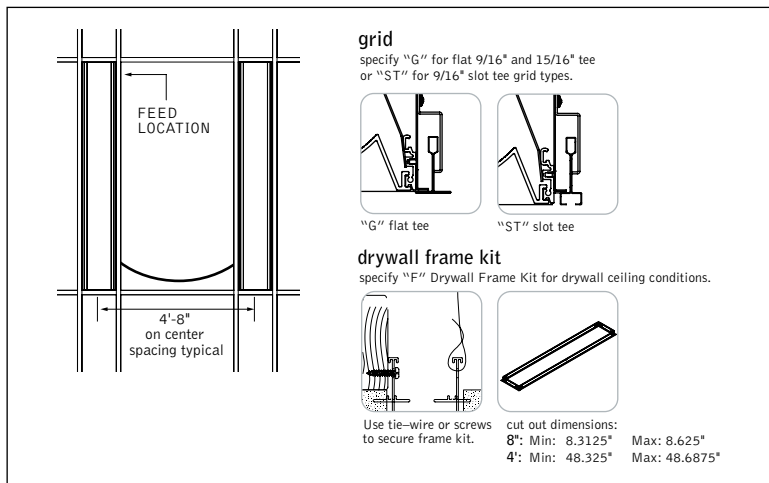
PERFORMANCE



fixture:

project:

MOUNTING INFORMATION



SPECIFICATIONS

LED System

Proprietary linear LED module incorporates premium LEDs on a robust platform to achieve excellent thermal management. LEDs are placed to promote a uniform appearance. Available in 3000K, 3500K, 4000K and 5000K with both 80+ and 90+ CRI options. 3500K and 4000K with CRI>90 have a cyanosis observation index (COI) of 3.3 or less. 0-10V dimming driver standard. LED modules and drivers are replaceable from below. Color accuracy <3 SDCM.

Construction

20 Ga. Steel housing. LEDs sealed and enclosed by detachable acrylic diffuser. End of lens sealed by silicone gasket. Side access plate for electrical connection. Positional clips standard. Fixture pair weight 40.9lbs

Optic

One piece 18 Ga. Aluminum reflector finished in matte white. Exam LEDs are asymmetrically angled to focus light on the center of the bed. An additional focusing optic is used on Exam LEDs for 11000L, 12000L, 13000L outputs.

Electrical

An optional Low Voltage Controller (LVC) allows control of the light sources from a pillow speaker, bed communication side rail device, or momentary dry contact switch. The LVC is configurable to operate with one to three switches, depending on the number of light sources in the fixture and the configuration of buttons on the pillow speaker. The controller also enables dimming of the light sources. It is FCC compliant and will not cause harmful interference. LVC leads are factory labeled.

Labels

UL and cUL listed. IP65 per IEC 60529 ensures that the enclosure is dust-tight and protected against jet streams of water from any direction without any harmful effects.

Finish

Antimicrobial polyester powder coat applied over a multi-stage pre-treatment.

Lumen Maintenance

Reported: L70 > 61,000 hours Calculated: L70 at 480,000 hours
L90 > 61,000 hours L90 at 128,000 hours

Derived from EPA TM-21 calculator. Based on typical conditions, consult factory for additional data.

Reliability

At Focal Point, our products are designed to stand the test of time. Each luminaire is engineered using superior components, manufactured with the utmost care and rigorously tested. Contact us for reliability data.

Warranty

LED system rated for operation in ambient environments up to 25°C. 5-year limited warranty.

SEE PAGE 3 FOR PERFORMANCE CHART

ORDERING

Luminaire Series

(Always sold in pairs)

Apollo 8 Ambient + Exam FMA8LE

Nominal Size

8" x 4'

Shielding

Radial Acrylic Lens RA

Pair Total - Lumen Output

2800 Lumens Ambient,

10300 total with Exam 10300L

4300 Lumens Ambient,

10400 total with Exam 10400L

5700 Lumens Ambient,

10500 total with Exam 10500L

2800 Lumens Ambient,

11000 total with Exam 11000L

4300 Lumens Ambient,

12000 total with Exam 12000L

5700 Lumens Ambient,

13000 total with Exam 13000L

(Consult factory for custom lumen options)

Color Temperature

3000K, 80+ CRI or 90+ CRI 30K or 930K

3500K, 80+ CRI or 90+ CRI 35K or 935K

4000K, 80+ CRI or 90+ CRI 40K or 940K

5000K, 80+ CRI or 90+ CRI 50K or 950K

Circuit

Two Circuit 2C

Voltage

120 Volt 120V

277 Volt 277V

347 Volt 347V

(L1 & all LVC options only)

Transformer required for all LVC options)

Control System & Dimming Level

(2 drivers per fixture pair)

0-10V - 1% Dimming L11

0-10V - 10% Dimming LD1

Lutron Hi-Lume EcoSystem (LDE1) -

1% Dimming LH1

DALI - 1% Dimming D11

Step Dimming SD5

(Ambient dimming. Exam on/off only)

Low Voltage Controller - On/Off LVC

(1-button pillow speaker - Ambient control)

Low Voltage Controller - 1% Dimming LVC1

(1-button pillow speaker - Ambient control)

Low Voltage Controller - Step Dimming LVCp

(1-button pillow speaker - Ambient control)

(Consult factory for alternate LVC wiring configurations or Acuity nLight & Wattstopper DLM options)

Mounting

Drywall Frame Kit F

Grid G

Slot Tee ST

Factory Options

Chicago Plenum CP

(Not available with Flex Whip.

Consult factory for fixture spacing greater than 4'-8")

Emergency Circuit EC

(Consult factory for LVC options)

Emergency Circuit with

Generator Transfer Device ECGT

(120 & 277 Volt only. Not available with EC.

Ambient only, consult factory for exam or LVC options)

6' New York City Flex Whip FNY

6' Flex Whip FW

IP65 Rated IP65

(Not available with Flex Whip.

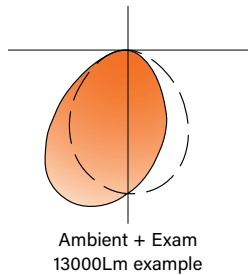
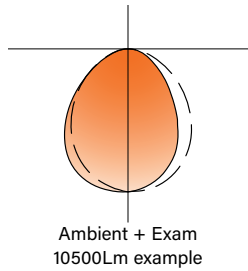
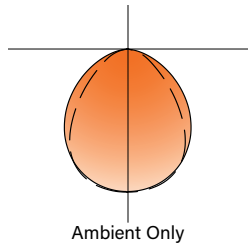
Consult factory for fixture spacing greater than 4'-8")

NSF Listed NSF

Finish

Matte Satin White Antimicrobial WHA

FIXTURE PAIR PERFORMANCE CHART (FMA8LE) - AMBIENT + EXAM FUNCTIONS



Lumen Output	Function	Delivered Lumens	80+ CRI		90+ CRI	
			Tested System Watts	LPW	Tested System Watts	LPW
10300	Ambient Only	2800	22	130	25	112
	Ambient + Exam	10300	85	122	98	106
10400	Ambient Only	4300	34	127	39	110
	Ambient + Exam	10400	84	123	98	107
10500	Ambient Only	5700	45	126	52	109
	Ambient + Exam	10500	84	125	97	108
11000	Ambient Only	2800	22	130	25	112
	Ambient + Exam	11000	90	121	104	104
12000	Ambient Only	4300	34	127	39	110
	Ambient + Exam	12000	103	121	117	105
13000	Ambient Only	5700	45	126	52	109
	Ambient + Exam	13000	104	122	121	105

Values are the total from a fixture pair, 3500k. Lumen output may vary +/- 5%. Actual wattage may vary +/- 5%. Photometric curves depict a single fixture.

Visit focalpointlights.com for complete specification information.