



FOCAL POINT®

Bringing It All To Light®

# Tazo™

Flexible design that stands alone



# Flexible design

Tazo™ is an elegant, free-standing luminaire designed to bring the light where it's needed and to allow for easy reconfiguration of spaces where people work – **at the office and beyond.**

Dual-arm and single-arm form factors, direct lensed or louvered illumination, optional indirect illumination, and regular or high output lumen packages make specifying the ideal luminaire for each application easy.

Occupancy and photo sensors for task lighting and wireless, in-fixture controls of ambient lighting contribute to minimizing energy consumption while maximizing user comfort.

Tazo features a cord & plug design that makes it easy to reconfigure spaces as needs evolve.

User conveniences include intuitive dimming controls and an optional AC outlet and USB-A / USB-C power receptacles.

This free-standing luminaire coordinates with Seem 1 Family luminaires to offer maximum flexibility while ensuring design cohesiveness.

# That stands alone

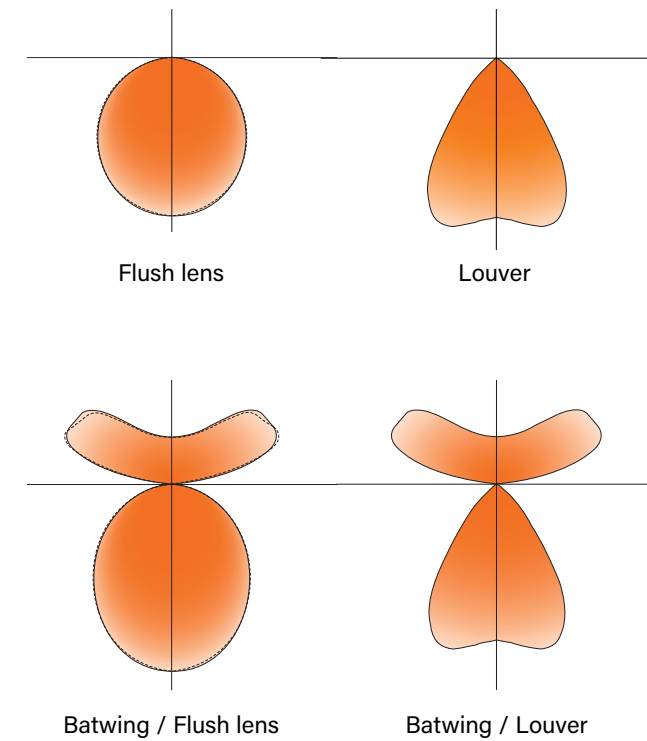


# Up to the task (lighting) and more


Tazo is up to the task when it comes to delivering high-performance task and ambient lighting in a variety of settings. Independently controlled light sources make it easy to modulate lighting in response to daylight or to create the desired ambiance.




Lensed or louvered direct illumination supports visual comfort. Optional wide batwing indirect illumination provides comfortable ambient lighting.




## Louvers with ID+® technology



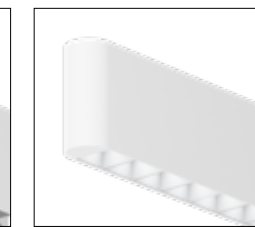
- Visual comfort with deep 60° regress
- Wide beam spread with 68° louvered mixing chamber
- Shared light source with Seem 1 Louver luminaires, ID+ Downlights, and ID+ Cylinders




Clear Diffuse




Clear Specular



Matte White



Black Matte



Black Specular

# Cord & Plug



A free-standing floor lamp delivering architectural quality lighting, Tazo offers the ultimate combination of performance and flexibility for specifiers and building owners - **simply pick up and move, no electrician required.**



Tazo is adaptable to open workstations, individual offices, small conference rooms, huddle spaces, and lounge areas.

# Plug & Play

Tazo is equally suitable in workplaces as it is in amenity, hospitality, or educational spaces - **anywhere people live, work, and play.**



With intuitive dimming controls that remember user preferences, AC outlets, USB-A and USB-C charging ports, Tazo delights users not only with its light quality, but with its ability to create the perfect work environment, virtually anywhere.

# Take control

Tazo allows users to control ambient and task lighting simultaneously or independently. An optional occupancy and photo sensor provides additional opportunities for energy savings.

Networked control of the indirect light source allows for unified control of the ambient illumination using a variety of wireless control systems. Spaces appear uniformly lit while preserving local control of the direct task lighting.

## 1% dimming



Single Control




Dual Control

## Occupancy and photo sensor



Lutron Pico Controls



Lutron Vive Sensor

Tazo helps manage energy usage and user comfort with an array of control options.



Direct



Indirect



Direct/Indirect

Easy-to-specify lumen packages support meeting user needs and code requirements with high efficacy.


Indirect Output	Indirect Lumens	Direct Output	Direct Lumens	Total Lumens	Total Watts	LPW
<b>TAZO SINGLE</b>						
Regular	1500	Regular	1500	3000	25W	118
		High	1875	3375	29W	116
High	1875	Regular	1500	3375	28W	121
		High	1875	3750	32W	118
Direct only	0	Regular	1500	1500	15W	103
		High	1875	1875	19W	101
<b>TAZO DUAL</b>						
Regular	3000	Regular	1500	6000	51W	118
		High	1875	6750	59W	115
High	3750	Regular	1500	6750	56W	121
		High	1875	7500	64W	117
Direct only	0	Regular	1500	3000	29W	103
		High	1875	3750	37W	101

\*Based on 3500K, 80CRI, Matte Black Louver. Total watts based on light module only, not including integrated power. Delivered lumens may vary +/- 5%. Actual wattage may vary +/- 5%.




# Highly configurable

## Profiles (Tazo Single only)



Rounded Serif



Flat Serif




Sans-Serif


## Finishes



Matte Black



Matte White




Titanium Silver

## Shielding



Lens (Optional occupancy and photo sensor shown)



Louvers

## Controls & Integrated Power



Dimming Knobs



Lutron Pico

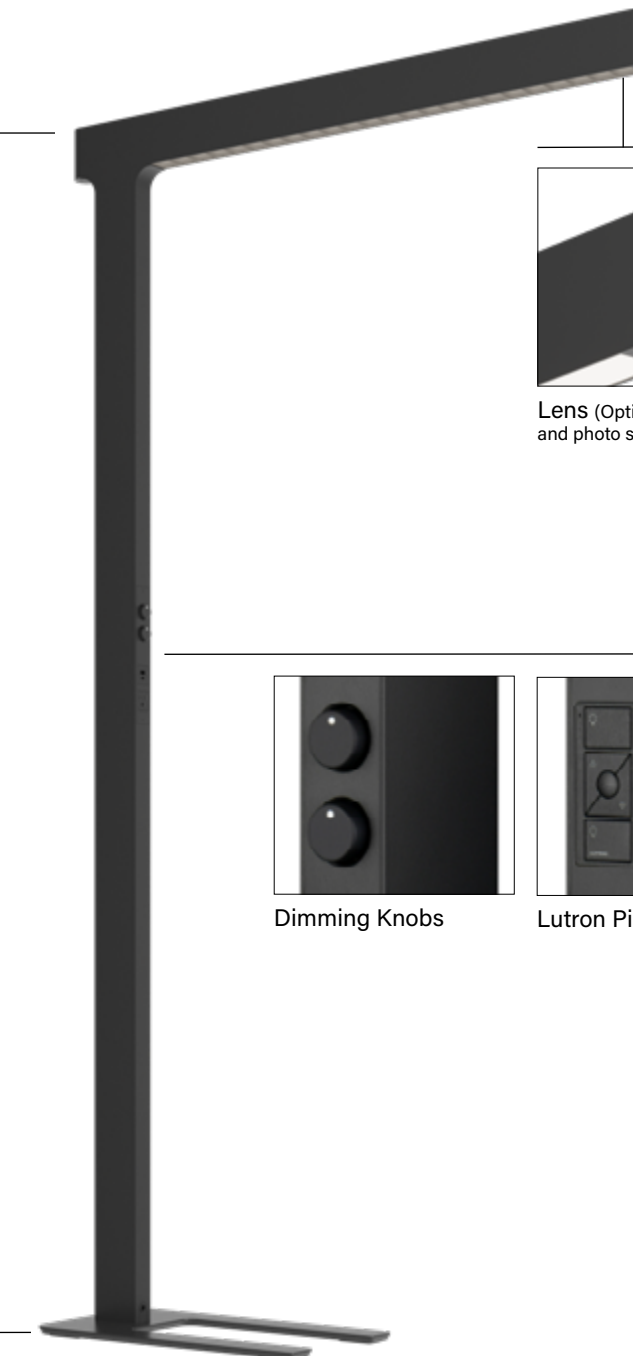


USB-A/USB-C charging ports  
AC outlet

## 120 Volt cord & plug



## Base



# Tazo grows with you

Whether for a growing company adapting to the needs of its workforce, an educational facility as dynamic as its students, or a multi-use amenity space, Tazo provides the ease of use and flexibility required in rapidly-changing environments.

Each luminaire is wirelessly addressable, allowing for easy reprogramming of the lighting controls.



Flush lens, high output up and down shown

Needs evolve, spaces get reconfigured, and Tazo remains.



Flush lens, high output up and down shown



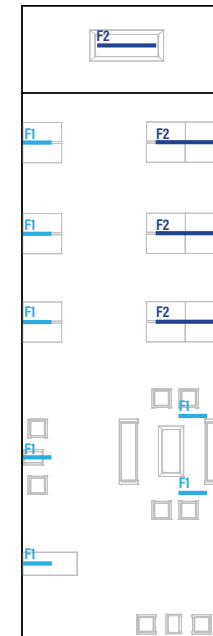
Flush lens, high output up and down shown

## Phase I

The owners of a startup and a small team make new ideas come alive in a spacious, open office that includes 18 individual workstations, a large meeting room, and a lounge area.

**Total Luminaires:** 7 Tazo Single (F1), 4 Tazo Dual (F2)

Indirect Output	Direct Output	Lens		Louver	
		Avg. fc	LPD	Avg. fc	LPD
Regular	Regular	34	0.18	53	0.18
	High	41.2	0.21	65	0.21
High	Regular	35.1	0.20	54	0.20
	High	42.3	0.23	67	0.22
Direct only	Regular	29.0	0.10	60.5	0.10
	High	36.2	0.13	36.2	0.13



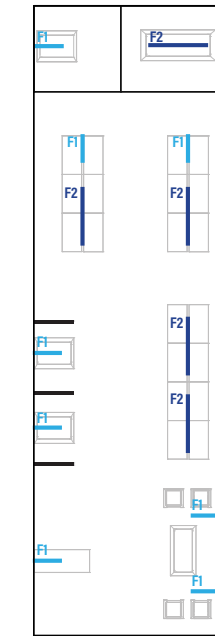
\*Footcandles based on average workplane illuminance. Light loss factor (LLF): 0.90. Reflectances: 80/50/20. Ceiling height: 12 ft. Total area: 2123 sq. ft.

## Phase II

As the company achieves success, more workstations are needed, and the large meeting room is divided into two meeting and collaboration spaces.

**Total Luminaires:** 8 Tazo Single (F1), 5 Tazo Dual (F2)

Indirect Output	Direct Output	Lens		Louver	
		Avg. fc	LPD	Avg. fc	LPD
Regular	Regular	31	0.21	49	0.22
	High	38.2	0.25	61	0.25
High	Regular	32.5	0.23	50	0.24
	High	39.3	0.27	62	0.27
Direct only	Regular	26.9	0.12	71	0.12
	High	33.5	0.16	56.2	0.16



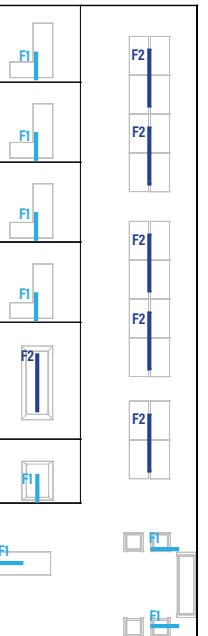
\*Footcandles based on average workplane illuminance. Light loss factor (LLF): 0.90. Reflectances: 80/50/20. Ceiling height: 12 ft. Total area: 2123 sq. ft.

## Phase III

The same space now accommodates four individual offices, two meeting and collaboration spaces, 20 individual workstations and a reception and lounge area.

**Total Luminaires:** 8 Tazo Single (F1), 6 Tazo Dual (F2)

Indirect Output	Direct Output	Lens		Louver	
		Avg. fc	LPD	Avg. fc	LPD
Regular	Regular	27.3	0.24	43	0.24
	High	33	0.28	52.5	0.28
High	Regular	28.4	0.26	44	0.26
	High	34.1	0.30	54	0.30
Direct only	Regular	22.7	0.13	48.1	0.14
	High	28.4	0.18	38.4	0.17




\*Footcandles based on average workplane illuminance. Light loss factor (LLF): 0.90. Reflectances: 80/50/20. Ceiling height: 12 ft., 9 ft. in private offices. Total area: 2123 sq. ft.

# Always the ideal luminaire

Cost-effective and energy-efficient, Tazo delivers over 100 lumens per watt. As it focuses light on the work surface, where it's needed, and minimizes over-illumination of circulation and non-task areas, Tazo provides optimal task lighting levels and translates to lower power density over conventional lighting solutions. Its versatility makes it the luminaire of choice in many different settings.


## Open Office Workstations

### 2 persons



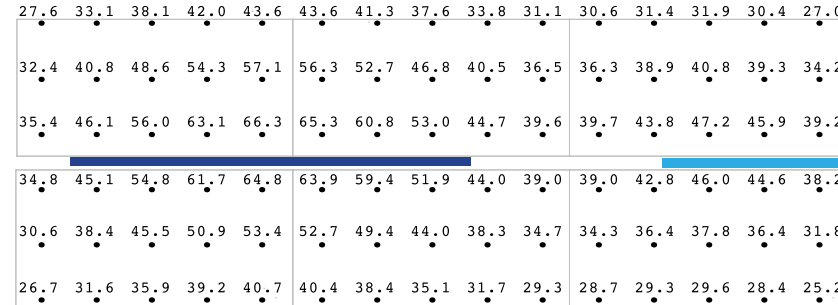
(1) Tazo Single, Lens, High Up & Down  
Average Footcandles - 35.78

### 4 persons

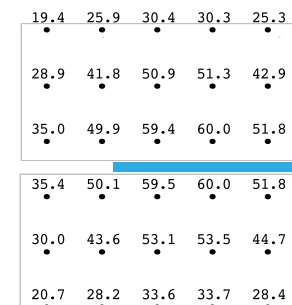


(1) Tazo Dual, Lens, High Up & Down  
Average Footcandles - 41.29

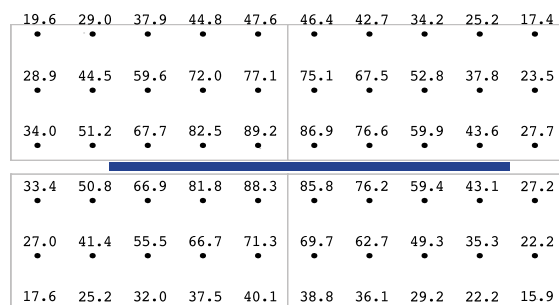
### 6 persons




(1) Tazo Dual & (1) Tazo Single - Lens, High Up & Down  
Average Footcandles - 41.77



(1) Tazo Single, Louver, Regular Up & Down  
Average Footcandles - 41.23



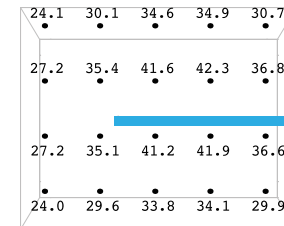
(1) Tazo Dual, Louver, Regular Up & Down  
Average Footcandles - 48.52



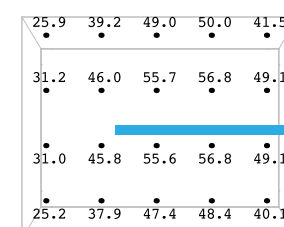
(1) Tazo Dual & (1) Tazo Single - Louver, Regular Up & Down  
Average Footcandles - 47.89

## Breakout spaces

### 2-4 persons




(1) Tazo Single, Lens, High Up & Down  
Average Footcandles - 33.56




(1) Tazo Single, Louver, Regular Up & Down  
Average Footcandles - 44.09

## Meeting Rooms

### 6-8 persons




(1) Tazo Dual, Lens, High Up & Down  
Average Footcandles - 41.66




(1) Tazo Dual, Louver, Regular Up & Down  
Average Footcandles - 55.73

## Private Offices

### 1 person



(1) Tazo Single, Lens, High Up & Down  
Average Footcandles - 30.17



(1) Tazo Single, Louver, Regular Up & Down  
Average Footcandles - 36.18





FOCAL POINT®

